

THE SWAROVSKI SELECTION




SWAROVSKI



SHK301E-SS1S (220V)
SHK301N-SS1S (110V)

AMACA

Amaca by Swarovski is a harmonious unison of precision-cut crystal and an organic-inspired frame. Up to 400 Swarovski crystals are gracefully cradled by LED light, forming captivating light and crystal refractions in the space below. Available as a pendant and wall sconce, Amaca is perfect for contemporary spirits.





APT700E-WH1S (220V)
APT700N-WH1S (110V)

APTA

Evoking scenes of tree branches blooming with flowers, Apta by Swarovski is a nature-inspired emotive pendant design. Light passing through precise cut-outs filled with crystal forms intriguing light reflections. Apta is available in three special pendant shapes and four classic Swarovski finishes.



APT800E-BR1S (220V)
APT800N-BR1S (110V)




APT600E-BK1S (220V)
APT600N-BK1S (110V)



APT900E-GY1S (220V)
APT900N-GY1S (110V)




SKB700E-SSAQ (220V)
SKB700N-SSAQ (110V)



BRILLET

Brillet by Swarovski is a minimally-styled table lamp with a delicate trace of crystal. Three unique crystal patterns in Geo, Sunburst, or Swirl at Brillet's touch-dimming base interact with light guided by its shade, sparking a dance of reflective sparkle. Offered in 162 unique crystal patterns, crystal color, finish and shade combinations, Brillet ensures personalized mood lighting for all environs.



CANDESCO

Brillet by Swarovski is a minimally-styled table lamp with a delicate trace of crystal. Three unique crystal patterns in Geo, Sunburst, or Swirl at Brillet's touch-dimming base interact with light guided by its shade, sparking a dance of reflective sparkle. Offered in 162 unique crystal patterns, crystal color, finish and shade combinations, Brillet ensures personalized mood lighting for all environs.

SCD301E-WH1UG (220V)
SCD301N-WH1UG (110V)



SCD401E-WH1INT(220V)
SCD401N-WH1INT(110V)



CIRCLE

Circle appears to hover in the room as if by magic. Its light seems to radiate outward from within: a simple crystal and high-quality stainless steel ring with a mysterious effect. The decorative luminaire is particularly suitable as a representative lighting object for contemporary rooms.

SC611E-SS1S (220V)
SC611N-SS1S (110V)





CRYSTALON

Crystalon expresses the decoding of a crystal's DNA in this lustrous creation. A composition of lightly fused crystals, an asymmetrical pattern converges, mimicking an elemental base. Crystalon explodes with fascination.

SCY531E-SS1SAB (220V)
SCY531N-SS1SAB (110V)





SCE131DE-LW1S (220V)
SCE131DN-LW1S (110V)

CRYSTAL EMPIRE

Crystal Empire follows the extravagant approach of turning the classic chandelier structure into its opposite: The crystal becomes the sparkling frame and elegant leather turns into the decorative eye-catcher. This combination creates silent opulence and innovative class.

CRYSTALLINE ICICLES

Crystalline purity of nature: Crystalline Icicles by S. Russell Groves tell stories, each of them different depending on the density and basic linear shape: from enchanting shimmering as if seen through a curtain of ice to a radiant, colorfully flickering polar light.






SCR115E-SS1S (220V)
SCR115N-SS1S (110V)



SJP620E-WH1S (220V)
SJP620N-WH1S (110V)

INLAY

An assortment of rounded pendants inspired by jewelry beads make up the playful grouping of Inlay by Swarovski. Lively illumination emitted by each pendant constructs functional environments for a multitude of spaces. Inlay's viewers are graced with subtle sparkle in two unique crystal-application styles in one, three or five light pendant groupings and five luminous finish options.




SJP410E-BN1S (220V)
SJP410N-BN1S (110V)



MADISON WALL

The Madison wall luminaire distinguishes itself through the crystal's characteristic, sleek pyramid cut. The lighting effects of Madison produce structures on walls and ceilings, while the light it emits downwards brightens walls and floors. The Madison wall luminaire is ideally suited for creating a special ambience in homes or hotels. It can be used in corridors as well as in modern living rooms, dining rooms and bedrooms.



A.9950 NR 700 181(220V)
A.9950 NR 700 190 (110V)

MOSAIX

Through the simple and yet refined asymmetric arrangement of variously proportioned crystal squares, the Mosaix line is both elegant and opulent. Three different versions – feminine white, sophisticated black and powerful stainless steel – bring out the ambience of any room. Mosaix pendant luminaires are available in three sizes and are perfect for accentuating bars and dining tables. By combining them with Mosaix wallmounted luminaires, spaces can be softly, yet stylishly illuminated. Mosaix pendant and wall luminaires are ideal for lighting dining rooms, living rooms, bedrooms and halls, with their warm light creating a particularly pleasant atmosphere. Entrance halls and prestigious vestibules can also be illuminated beautifully, with Mosaix lending the spaces a superior, prestigious character.





A.9950 NR 700 276 (220V)
A.9950 NR 700 263 (110V)

A.9950 NR 700 278 (220V)
A.9950 NR 700 271 (110V)

A.9950 NR 700 273 (220V)
A.9950 NR 700 262 (110V)





A.9950 NR 700 281 (220V)
A.9950 NR 700 261 (110V)



A.9950 NR 700 251 (220V)
A.9950 NR 700 260 (110V)

MOSAIX WALL



A.9950 NR 700 282 (220V)
A.9950 NR 700 265 (110V)



A.9950 NR 700 122 (220V)
A.9950 NR 700 126 (110V)

A.9950 NR 700 123 (220V)
A.9950 NR 700 127 (110V)



OCTA

Octa is based on a geometric form of ancient origins: on the platonic solid of the octahedron, which, like all platonic solids, is perfectly symmetrical. Even more astounding are the fascinating reflections of these sleek luminaires – even the shape of the crystal itself seems to change with the viewing perspective, eye-catching through the resulting interplay, as well as through its brilliance. The eight facets of the double pyramid are arranged to create a powerful light display on ceilings or walls, while the luminaires also emit functional light. Its warm halogen light illuminates rooms pleasantly and evenly. As a ceiling luminaire, Octa is excellently suited for the general lighting of living and dining rooms furnished in a contemporary style. As a pendant luminaire, it is ideal for use above tables or bars.

REVEALED

Understatement with a surprising effect: ReveaLED by Andre Kikoski plays with contrasts, the styling of which can be individually configured. As the playful reversal of a chandelier's function, a familiar language of forms made of squares and rectangles only shines subtly to the outside the true light radiates from the inside.



SRE120DE-SI1S (220V)
SRE120DN-SI1S (110V)





3 x A.9950 NR 700 212 (220V)
3 x A.9950 NR 700 255 (110V)

VERVE

Verve is a versatile luminaire with flexible application options. It is available as a wall luminaire and a pendant luminaire, each in a variety of sizes. The wall luminaire can be mounted horizontally as well as vertically. What makes Verve stand out is its fusion of contemporary shape, precision-cut crystal and pleasantly warm halogen light, which gently illuminates the room. Vibrant yet fine light structures are cast on walls. The pendant luminaire suffuses dining room tables or bars with pleasant light. Verve underscores the sophisticated ambience of restaurants or private rooms where, due to its flexibility, it integrates excellently into the architecture, whose character it accentuates.



