



Rakumba®

---

50

YEARS OF  
MAKING BEAUTY



Canterbury Pendant

---

## Our Story

---

Rakumba is the first light.

We are a committed group of thinkers, designers, makers, artisans and engineers devoted to the creation of beautiful decorative lighting.

For fifty years, we have been making beauty. Today, our strength is drawn from the integration of lighting design with our expert knowledge of each stage of producing great lights. We are proud of our traditional craft and artisan abilities. We share our mastery of technology and manufacturing willingly in true collaborations. Our attention to detail is well known, we have an ardent desire to refine and perfect.

We are an integral part of the design community, continually seeking new connections. We are a forum to exchange ideas and expertise for the designers with whom we engage and whose projects we champion. We are active mentors to a new generation of emerging designers and students of design.

As we celebrate our fiftieth anniversary in 2018, we desire nothing more than to continue to do what inspires us today, uniting design and making to create great lighting, proud of our legacy and anticipating a bright future.

**The Rakumba team**



---

Stone Cow Pendant

**Version 2018 Ed.**

---

## **Constant Evolution - [rakumba.com](http://rakumba.com)**

Our product range is continually expanding and evolving. Even our familiar product ranges are regularly refreshed with new material options, refined designs and updated lighting technology.

If you're as keen on pushing the boundaries as we are, please download our latest online catalogue and individual product brochures for the most up to date information.

All materials specifications in this catalogue refer to visible materials.

Full materials specifications are available on request.

All illumination technical details refer to the bare lightsource data, and are affected by individual product characteristics - specific TTL figures may be available on request.

© copyright 2018

Rakumba Lighting Pty. Ltd.

## Table of Contents

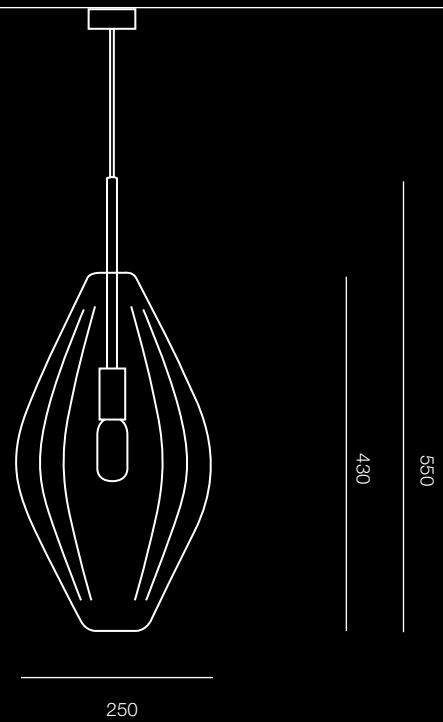
---

Bailey	8
Ballerina - Prima	10
Ballerina - Petit	12
Bella	14
Canterbury	16
Capital	20
Cirque	24
City Hall	26
City Lights	28
Dome	32
Domino	34
Exo	36
Geometry-8	38
Hekta	40
Highline	42
Introvert & Extrovert	46
Iris	48
Kis	52
Lenard	56
Loft	62
Mesh	64

<u>Metro</u>	<u>56</u>
<u>Mito</u>	<u>68</u>
<u>Monroe</u>	<u>72</u>
<u>Motif</u>	<u>74</u>
<u>Potter DS</u>	<u>76</u>
<u>Pylite</u>	<u>82</u>
<u>Quad</u>	<u>88</u>
<u>Ramus</u>	<u>90</u>
<u>Ratio</u>	<u>94</u>
<u>Ricotta</u>	<u>96</u>
<u>Rosella</u>	<u>98</u>
<u>Saya</u>	<u>102</u>
<u>Scope</u>	<u>104</u>
<u>Stadium</u>	<u>108</u>
<u>Standley</u>	<u>112</u>
<u>Stereoscope</u>	<u>116</u>
<u>Stone Cow</u>	<u>118</u>
<u>Tessellate</u>	<u>122</u>
<u>Tulip</u>	<u>124</u>

<u>Typography Lighting System</u>	<u>126</u>
<u>CILON Disc</u>	<u>130</u>
<u>CILON Layer</u>	<u>132</u>
<u>CILON Mini</u>	<u>136</u>
<u>CILON Rib</u>	<u>138</u>
<u>CILON Roll</u>	<u>142</u>
<u>CILON Spot</u>	<u>144</u>
<u>CILON Staff</u>	<u>148</u>
<u>Vault</u>	<u>152</u>
<u>Viper</u>	<u>154</u>
<u>Votive</u>	<u>156</u>
<u>XO</u>	<u>158</u>
<u>Collaborate with us</u>	<u>163</u>
<u>Bespoke Lighting</u>	<u>167</u>
<u>Customisation</u>	<u>172</u>
<u>Rakumba Seamless Canopy</u>	<u>176</u>
<u>Rakumba Linear Seamless Canopy</u>	<u>178</u>
<u>Rakumba Components</u>	<u>180</u>
<u>Contact Details</u>	<u>182</u>

*Bailey pendant*



DIMENSIONS IN MILLIMETRES

DIMENSIONS MAY VARY DUE TO HANDMADE NATURE OF PRODUCT

Bailey

RP-E-1701P


DESIGN:	TOM FEREDAY
STYLE:	PENDANT
MATERIALS AND FINISH:	HAND BLOWN GLASS // SATIN BRUSHED BRASS OR ANODISED ALUMINUM
LIGHT SOURCE:	1 x E27 // 240V // LED OR CFL GLOBE RECOMMENDED MAX. 24W
SUSPENSION:	1.5m BLACK BRAIDED FLEX // SEAMLESS CANOPY



Making Beauty with Tom Fereday

*Ballerina - Prima*

1450



2000

DIMENSIONS IN MILLIMETRES

**Ballerina - Prima**

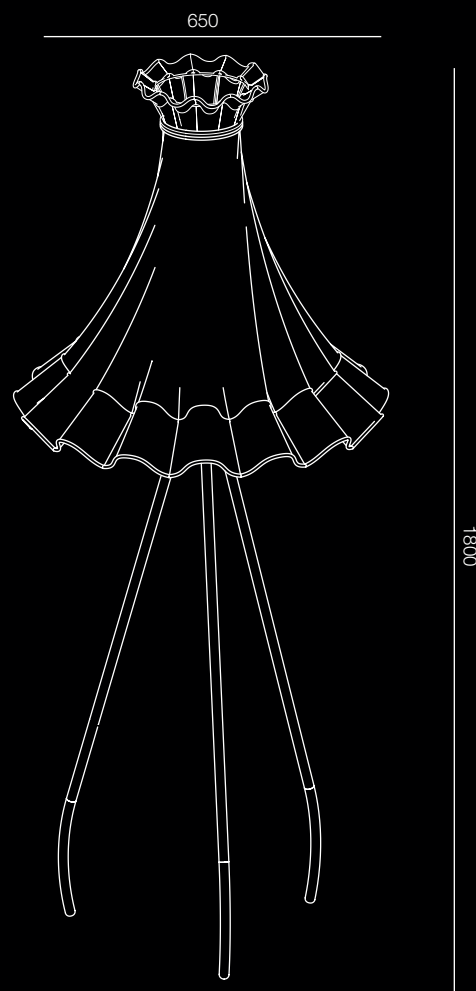
*R-1201F*

DESIGN:	SIMONE LE AMON
STYLE:	FLOOR LAMP
MATERIALS AND FINISH:	STEEL, ALUMINIUM, COPPER, ABS ACRYLIC STAND - BLACK OR WHITE POWDERCOAT WITH COPPER FEET SHADE - BLACK OR RED FABRIC
LIGHT SOURCE:	1 x INTEGRATED TRIDONIC LED DISK // 240V DRIVER (INLINE) // 29.2W // 3800lm // 3000K
DIMMING:	NON-DIM OR SWITCH-DIM



Making Beauty with Simone LeAmon

*Ballerina - Petit*



DIMENSIONS IN MILLIMETRES

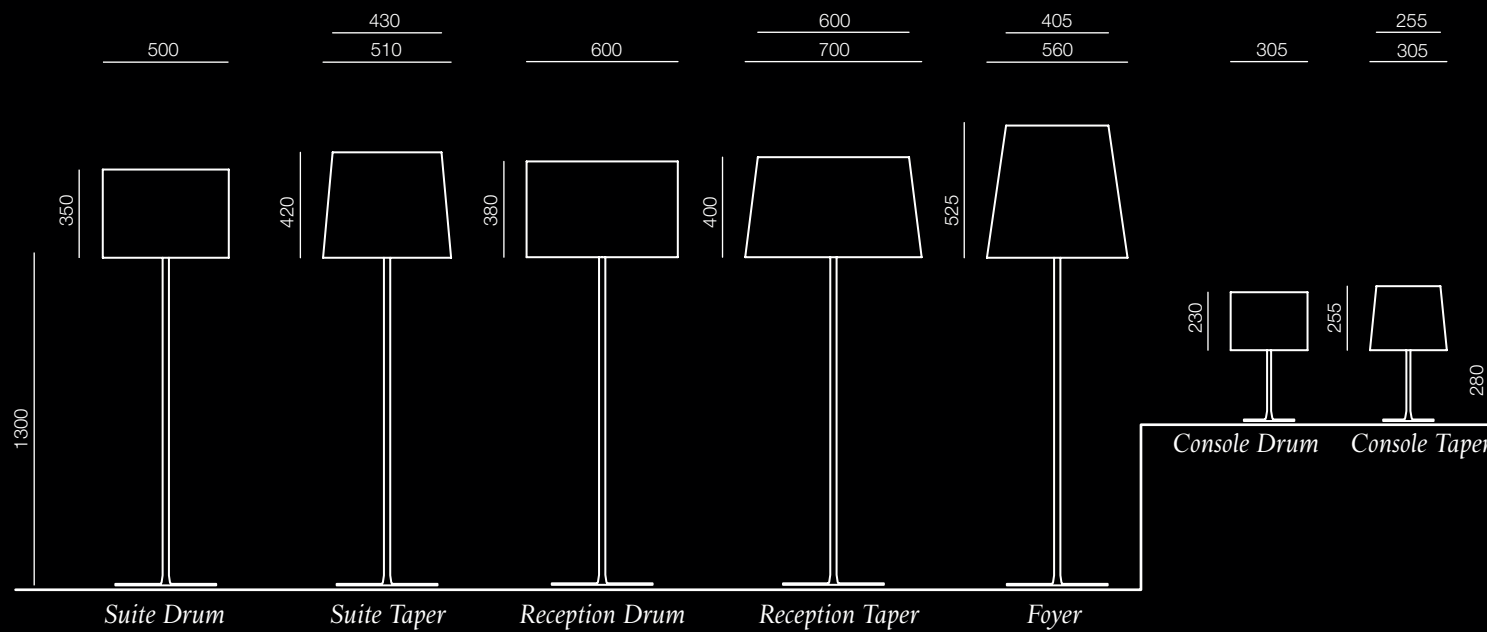
## Ballerina - Petit

*R-1301F*

DESIGN:	SIMONE LE AMON
STYLE:	FLOOR LAMP
MATERIALS AND FINISH	STEEL, ALUMINIUM, COPPER, ABS ACRYLIC, PVC STAND - BLACK OR WHITE POWDERCOAT WITH COPPER FEET SHADE - BLACK OR RED FABRIC
LIGHT SOURCE:	1 x INTEGRATED TRIDONIC LED DISK // 240V DRIVER (INLINE) // 13.8W // 1800lm // 3000K
DIMMING:	NON-DIM OR SWITCH-DIM



Making Beauty with Simone LeAmon



DIMENSIONS IN MILLIMETRES  
CUSTOM SIZES AVAILABLE ON REQUEST

Bella

RP-E-1503

DESIGN:	RAKUMBA
STYLE:	TABLE AND FLOOR LAMP
MATERIALS AND FINISH	STEEL AND ALUMINIUM STAND (POWDERCOAT OPTIONS - ASTEROID, SILVER OR SNOW) FINISH OPTIONS INCLUDE POLISHED BRASS DETAIL, FLEX COLOUR AND TOP DIFFUSER SHADE - SELECT FROM RAKUMBA'S RANGE OF FABRICS // CUSTOM FABRIC SELECTION
LIGHT SOURCE:	1 x E27 LAMPHOLDER // 240V // CFL/LED GLOBE RECOMMENDED MAX. 14W
DIMMING:	NON-DIM // PHASE CUT
FLEX:	2m FLEX WITH INLINE/FOOT SWITCH (BLACK / WHITE / CLEAR)



A close-up, macro photograph of several overlapping pink rose petals. The petals are in various stages of bloom, showing delicate textures and soft pink hues. The lighting is soft, creating gentle shadows and highlights on the petal surfaces.

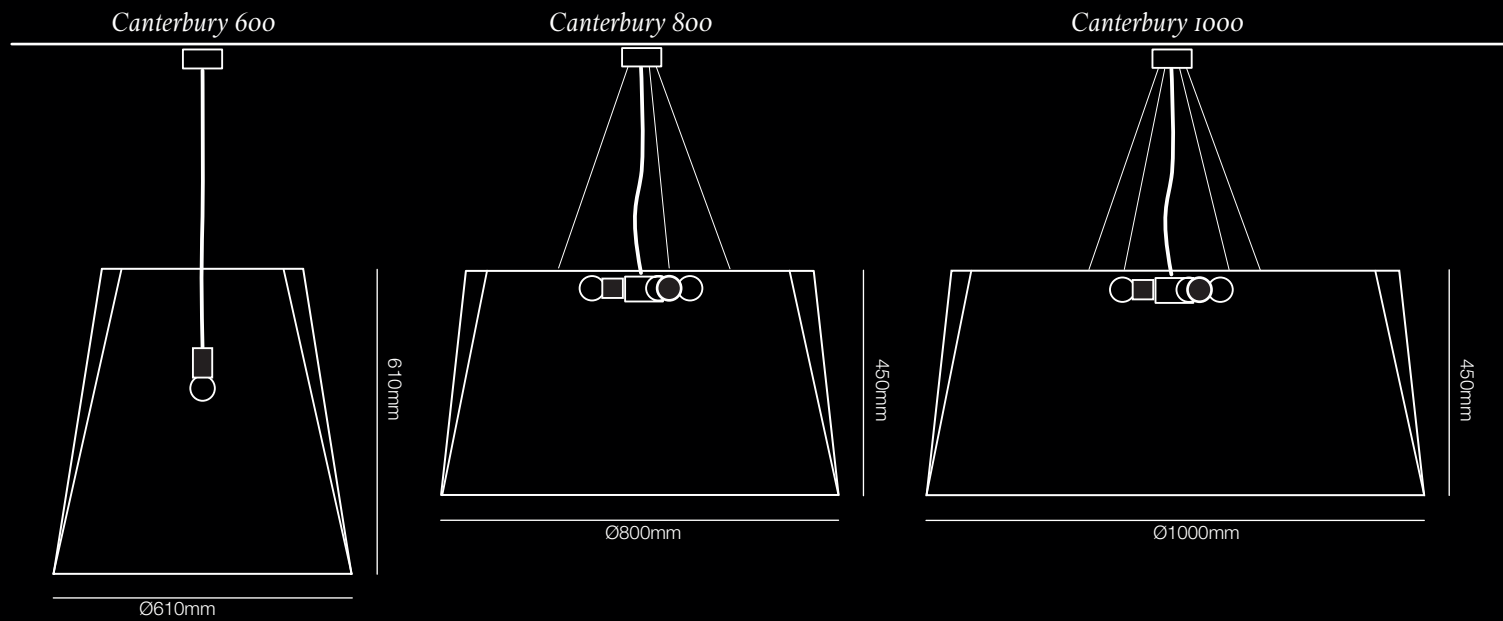
# Rakumba

Introducing Canterbury

Canterbury Pendant

---






DIMENSIONS IN MILLIMETRES  
CUSTOM SIZES AVAILABLE ON REQUEST

## Canterbury

*RP-E-1418P*

DESIGN:	RAKUMBA
STYLE:	PENDANT
MATERIALS AND FINISH:	EXTERIOR - SELECT FROM RAKUMBA'S RANGE OF FABRICS // CUSTOM FABRIC SELECTION INTERIOR - CUSTOMER SPECIFIED SILK, HAND MADE RUFFLE PLEAT DIFFUSER - OPTIONAL FLOATING DIFFUSER
LIGHT SOURCE:	CANTERBURY600 - 1 x E27 // 240v // CFL/LED GLOBE RECOMMENDED MAX. 24W CANTERBURY800 & 1000 - 3 x E27 HUB // 240v // CFL/LED GLOBES RECOMMENDED MAX. 24W OPTIONAL - 2 x TRIDONIC LED DISKS (UP+DOWN CONFIG.) //240V DRIVER // 29.2W PER DISK // 3800lm PER DISK // 3000K
SUSPENSION:	CANTERBURY600 - BRAIDED TEXTILE FLEX // SEAMLESS CANOPY CANTERBURY800 & 1000 - STEEL CABLES // BRAIDED TEXTILE FLEX // SEAMLESS CANOPY






# Rakumba

Making beauty with Archier



Capital Pendant




DIMENSIONS IN MILLIMETRES  
CUSTOM SIZES AVAILABLE ON REQUEST

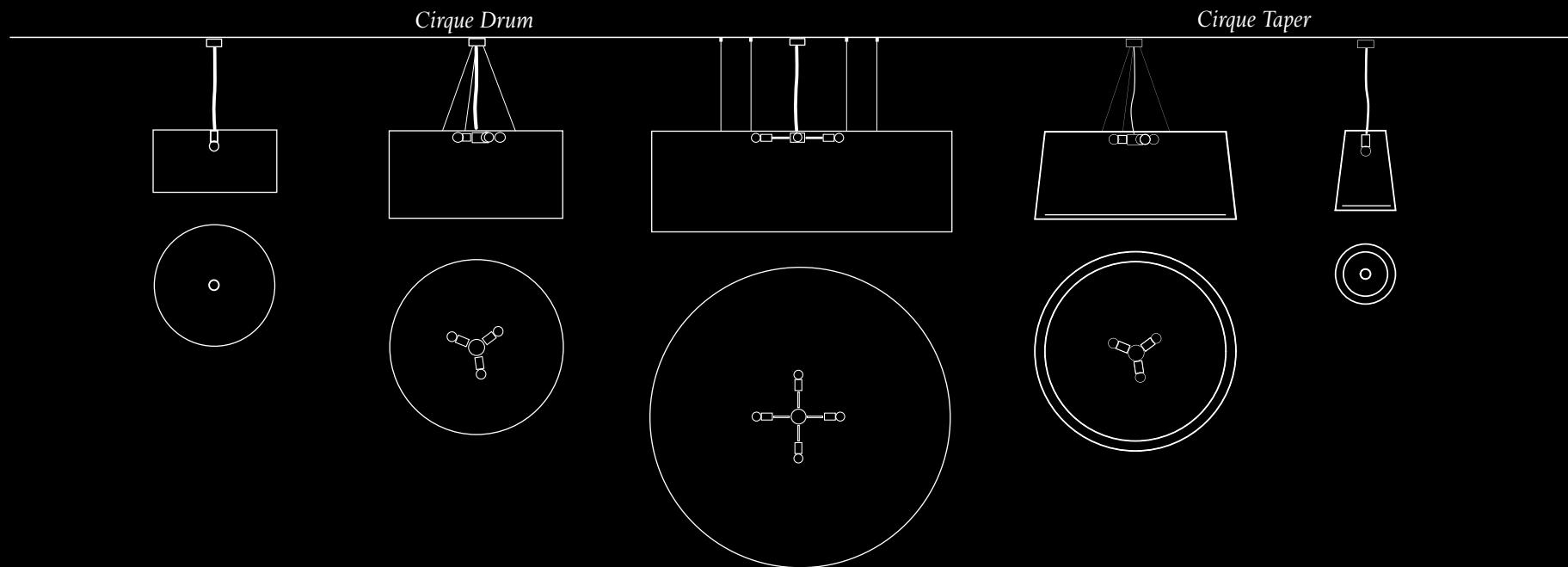
Capital

RP-E-1602P

DESIGN:	ARCHIER
STYLE:	PENDANT
MATERIALS AND FINISH	BRASS BODY WITH SATIN OR PATINA FINISH AND NATURAL WAX COATING FLUTED ACRYLIC DIFFUSER AMERICAN WALNUT END DETAIL
LIGHT SOURCE:	1800MM: TRIDONIC LED // 85W // 4000lm DOWNLIGHTING // 4000lm UPLIGHTING // 3000K 2400MM: TRIDONIC LED // 115W // 5500lm DOWNLIGHTING // 5500lm UPLIGHTING // 3000K
DIMMING:	DALI + SWITCH DIM (UP AND DOWN LIGHTING INDEPENDENTLY ADDRESSABLE)
SUSPENSION:	1.5M ULTRAFINE BRAIDED TEXTILE FLEX // 2 x STEEL CABLE // 2 X SEAMLESS CANOPY



Making Beauty with Archier



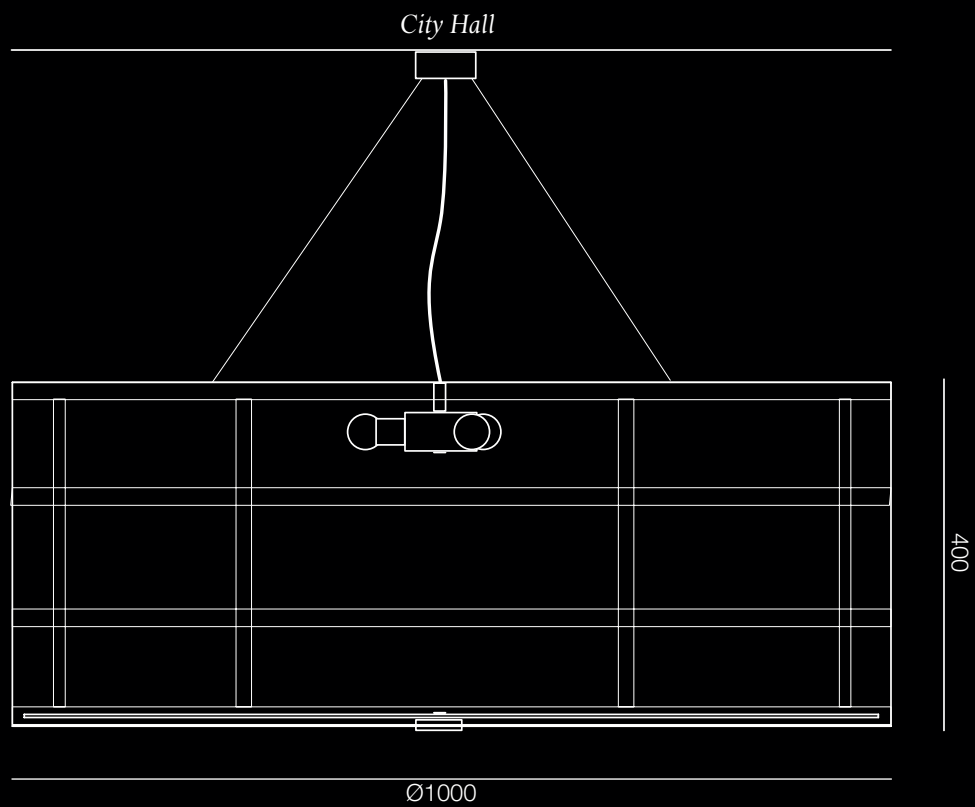
CUSTOMISABLE DIMENSIONS - REFER PRODUCT DATA SHEET

Cirque

RP-E-1402P & RP-E-1404P

DESIGN:	RAKUMBA
STYLE:	PENDANT
MATERIALS AND FINISH:	SELECT FROM RAKUMBA'S RANGE OF FABRICS // CUSTOM FABRIC SELECTION CUSTOM OPTIONS - CNC CUT PATTERN // DIGITAL PRINT // HAND PLEAT (VAR. STYLES) DIFFUSER - FULL FIT // INSET // SUSPENDED // FLOATING
LIGHT SOURCE	1 x E27 // HUB (3 x E27 OR 4 x E27) // INTEGRATED LED* //
OPTIONS:	* INTEGRATED LED SPECIFICATION VARIES BASED ON PENDANT DIMENSIONS
SUSPENSION OPTIONS:	REFER TO CUSTOMISATIONS SECTION FOR OPTIONS





DIMENSIONS IN MILLIMETRES  
CUSTOM SIZES AVAILABLE ON REQUEST

City Hall

RP-E-1304P

DESIGN:	RAKUMBA
STYLE:	PENDANT
MATERIALS AND FINISH:	FRAME - POWDERCOATED STEEL (INTERPON SABLE SILVER OR SABLE ASTEROID) SHADE - SELECT FROM RAKUMBA'S RANGE OF FABRICS DIFFUSER - FULL FIT OPAL ACRYLIC (PMMA) WITH DECORATIVE CENTRE FLANGE
LIGHT SOURCE:	STANDARD - 4 x E27 HUB // 240V // CFL/LED GLOBES RECOMMENDED MAX 24W OPTIONAL - TRIDONIC LED DISK // 240V DRIVER // 29.2W // 3800lm // 3000K
DIMMING:	LED LIGHT SOURCE STANDARD - NON-DIMMABLE LED LIGHT SOURCE OPTIONS - PHASE CUT // 1-10V // SWITCH-DIM // DALI
SUSPENSION:	4 X STEEL CABLES // CLEAR PLASTIC FLEX // RAKUMBA SEAMLESS CANOPY



## City Lights

### CANOPY DIMENSIONS AND SUGGESTED CONFIGURATIONS



80



330

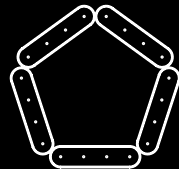



CUSTOM

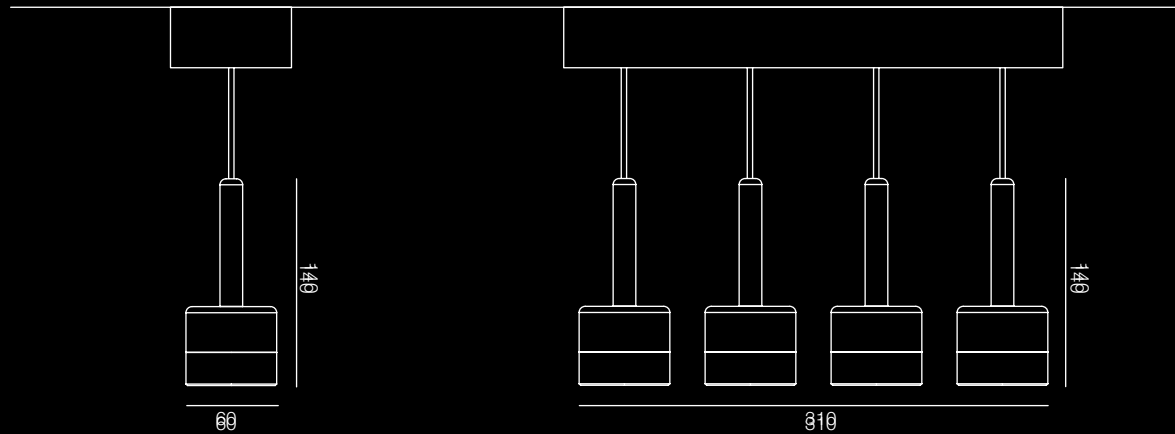
### CLUSTER



### CHANDELIER



### LINEAR



DIMENSIONS IN MILLIMETRES

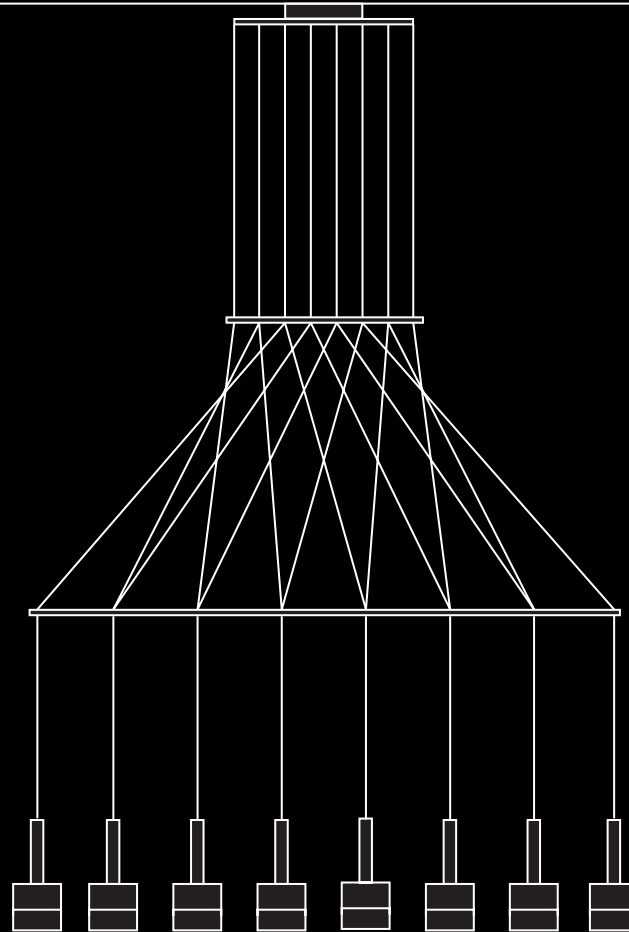
City Lights

RP-E-1503

DESIGN:	RAKUMBA
STYLE:	PENDANT
MATERIALS AND FINISH:	ANODISED ALUMINIUM OR SOLID BRASS FROSTED ACRYLIC (PMMA)
LIGHT SOURCE:	1 x TRIDONIC LED MODULE // 240V DRIVER (REMOTE) // 6.3W // 700lm // 3000K
DIMMING:	STANDARD - PHASE-CUT AND 1-10V CAPABLE OPTIONAL - SWITCH-DIM // DALI
SUSPENSION:	1.5m BRAIDED TEXTILE FLEX // SEAMLESS SINGLE OR LINEAR CANOPY



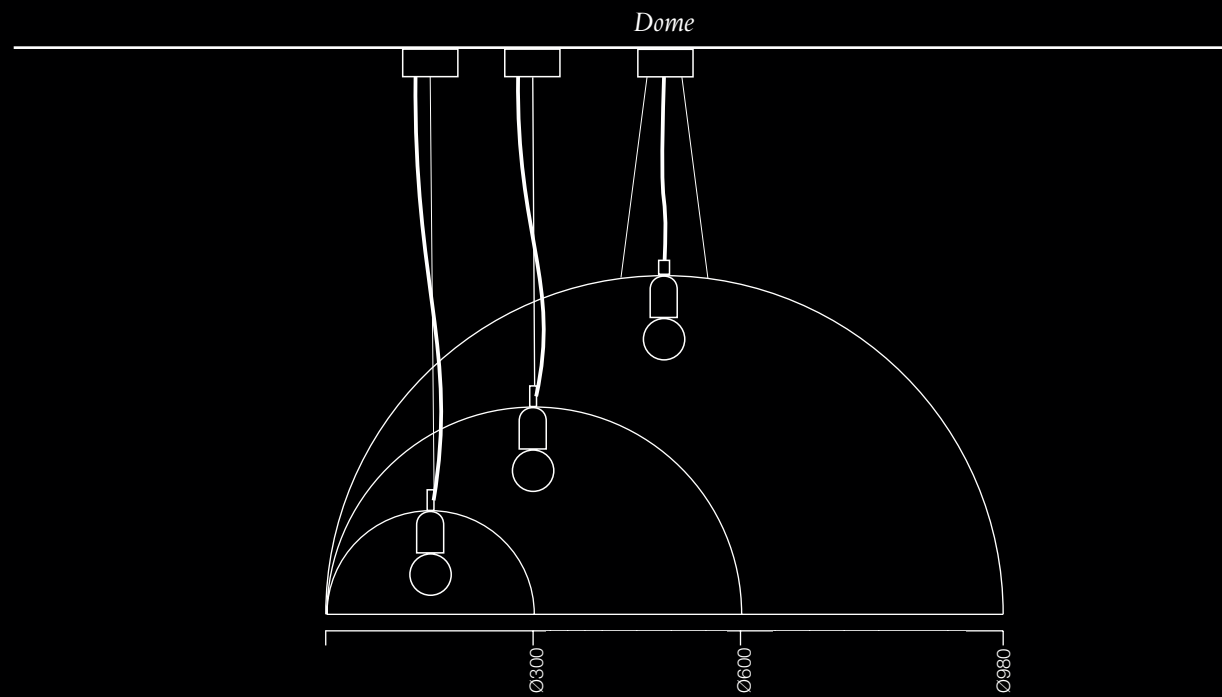
*City Lights Chandelier Example*



**Custom Chandelier Arrangement**



City Lights Cluster Arrangement



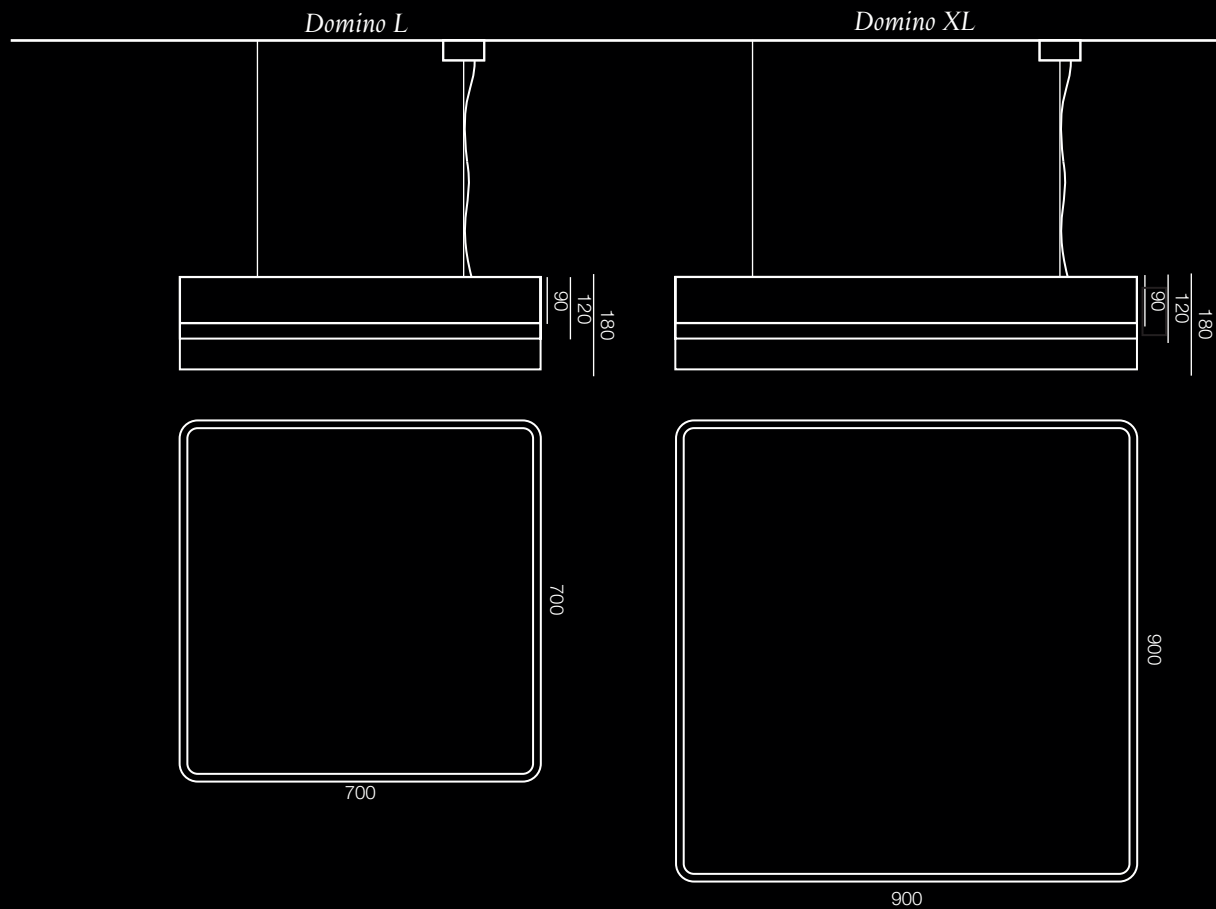
DIMENSIONS IN MILLIMETRES

## Dome

 $RP-E-I_4I_3P$ 

DESIGN:	RAKUMBA
STYLE:	PENDANT
MATERIALS AND FINISH:	ALUMINIUM WITH SINGLE OR DUALTONE POWDERCOAT SOLID BRUSHED BRASS OR   SOLID BRUSHED COPPER
LIGHT SOURCE:	DOME 300 & 600 - 1 x CERAMIC E27 LAMPHOLDER // 240V // CFL/LED GLOBE RECOMMENDED 24W MAX DOME 980 - 1 x CERAMIC E27 LAMPHOLDER (OPTIONAL 3 X E27 HUB) // 240V // CFL/LED GLOBE RECOMMENDED 24W MAX
SUSPENSION:	DOME 300 & 600 // 1 x STEEL CABLE // 1.5m BRAIDED TEXTILE FLEX // SEAMLESS CANOPY DOME 980 // 3 x STEEL CABLE // 1.5m BRAIDED TEXTILE FLEX // SEAMLESS CANOPY





DOMINO L-90 (700x700x90mm)  
DOMINO L-120 (700x700x120mm)  
DOMINO L-180 (700x700x180mm)

DOMINO XL-90 (900x900x90mm)  
DOMINO XL-120 (900x900x120mm)  
DOMINO XL-180 (900x900x180mm)

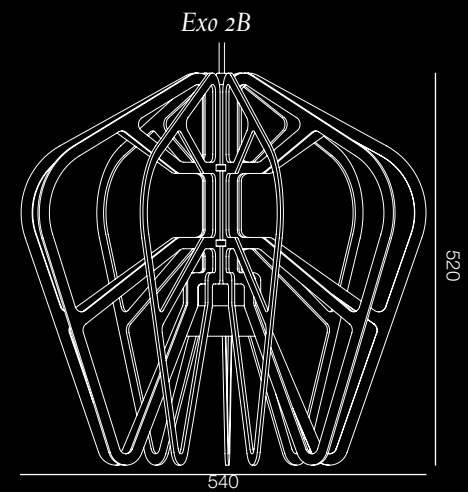
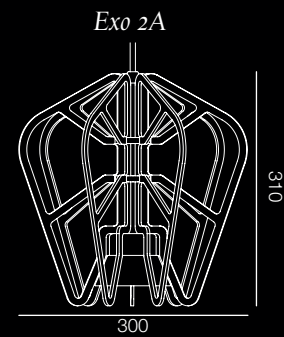
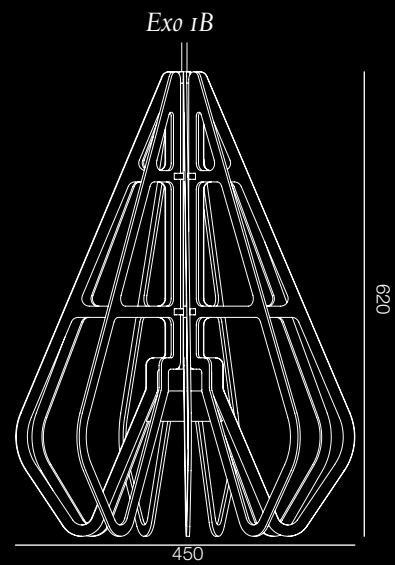
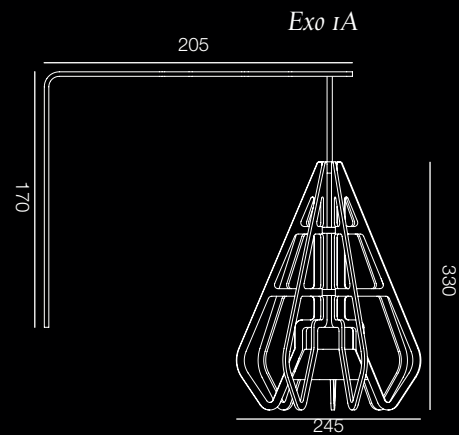
DIMENSIONS IN MILLIMETRES  
CUSTOM SIZES AVAILABLE ON REQUEST

Domino

RP-E-1416P

DESIGN:	RAKUMBA
STYLE:	PENDANT
MATERIALS AND FINISH	MATERIAL - ALUMINIUM FINISH - TEXTURED POWDERCOAT DIFFUSER - OPAL ACRYLIC
LIGHT SOURCE:	700mm DOMINO // TRIDONIC LED ARRAY // 11000LM // 91W 900mm DOMINO // TRIDONIC LED ARRAY // 27000LM // 165W
SUSPENSION:	4 X STEEL CABLES // 1.5m CLEAR PLASTIC FLEX // SEAMLESS CANOPY





DIMENSIONS IN MILLIMETRES

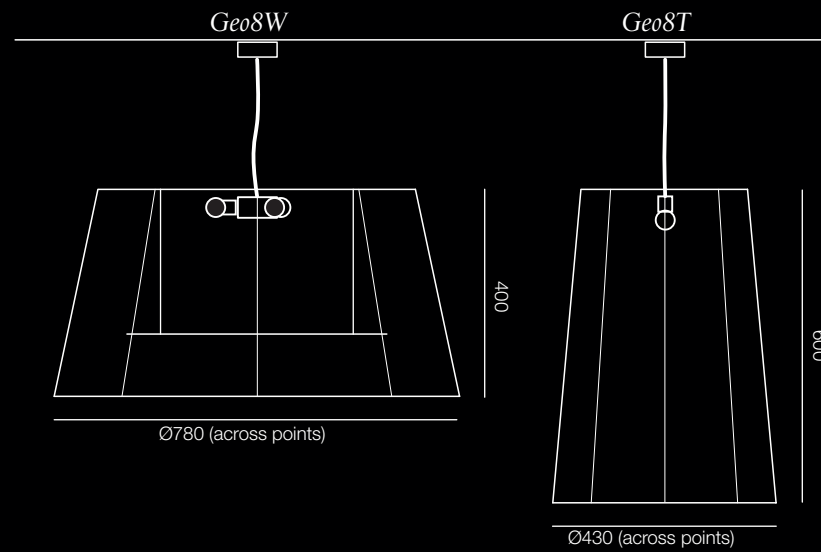
## Exo

*RP-E-1412*

DESIGN:	ROWAN TURNHAM & MATTHEW HARDING
STYLE:	PENDANT // WALL
MATERIALS AND FINISH:	POWDERCOATED ALUMINIUM (BLACK, GOLD OR CUSTOM) FROSTED ACRYLIC (PMMA)
LIGHT SOURCE:	1 x TRIDONIC LED MODULE // 240V DRIVER (REMOTE) // 6.3W // 650lm // 3000K
DIMMING:	STANDARD - PHASE CUT AND 1-10V CAPABLE OPTIONAL - SWITCH-DIM // DALI
SUSPENSION:	PENDANT - 1.5m BRAIDED TEXTILE FLEX // SEAMLESS CANOPY WALL - 1.5m BRAIDED TEXTILE FLEX // WALL BRACKET // SEAMLESS CANOPY



Making Beauty with Rowan Turnham & Matthew Harding



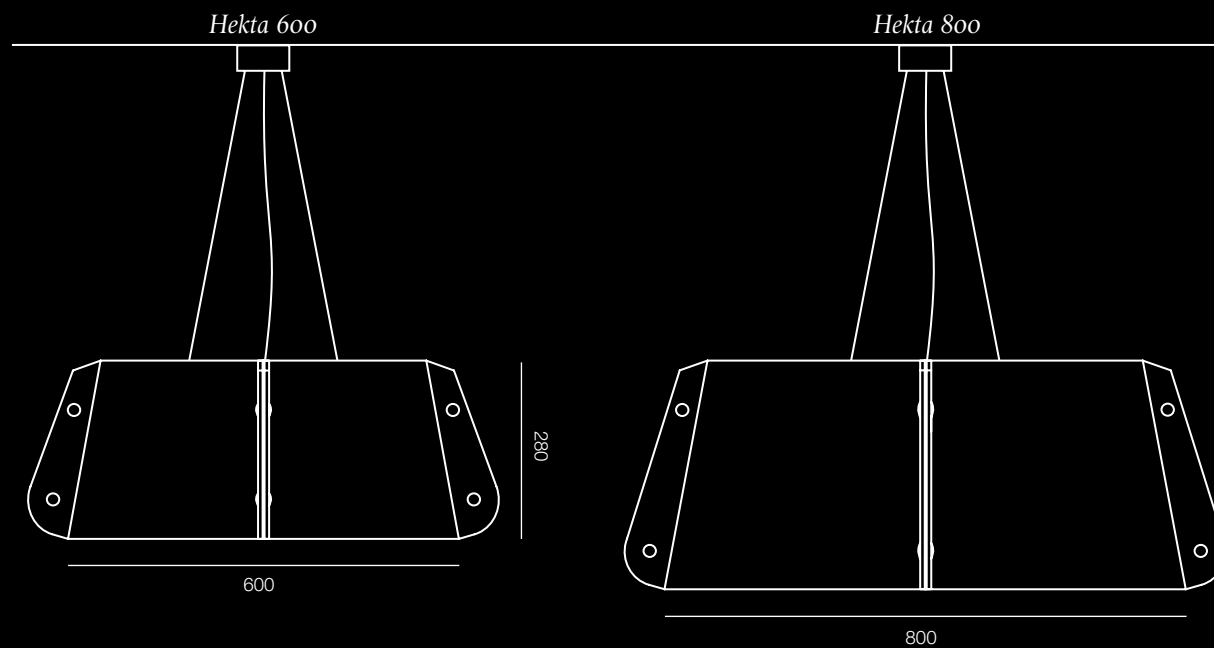
DIMENSIONS IN MILLIMETRES  
CUSTOM SIZES AVAILABLE ON REQUEST

## Geometry-8

*RP-E-1307P*

DESIGN:	RAKUMBA
STYLE:	PENDANT
MATERIALS AND FINISH	INTERNAL AND EXTERNAL BONDED FABRIC MATCHING BONDED FABRIC DIFFUSER (GEO8W ONLY)
LIGHT SOURCE:	GEO8W // 3 x E27 HUB // 240v // CFL/LED GLOBES RECOMMENDED 24W MAX. OPTIONAL - TRIDONIC LED DISK // 240V DRIVER // 29.2W // 3800lm // 3000K GEO8T // 1 x E27 // 240v // CFL/LED GLOBE RECOMMENDED 24W MAX.
SUSPENSION:	1.5m CLEAR PLASTIC FLEX // SEAMLESS CANOPY





DIMENSIONS IN MILLIMETRES



## Hekta

*RP-E-1507P*

DESIGN:	ALEX O'CONNELL
STYLE:	PENDANT
MATERIALS AND FINISH	SHADE - ECHOPANEL (SEMI-RECYCLED PET ACOUSTIC PANEL) DIFFUSER (TOP AND BOTTOM) - MATTE FROSTED ACRYLIC FIN INSET - CUSTOM CHOICE OF BLACK, WHITE OR TRANSLUCENT COLOURED ACRYLIC
LIGHT SOURCE:	TRIDONIC LED DISK // 240V DRIVER (INTEGRATED) // 30W // 4090lm // 3000K
DIMMING:	STANDARD - NON DIM OPTIONAL - PHASE-CUT / 1-10V / DALI
SUSPENSION:	3 x STEEL CABLES // 1.5m CLEAR FLEX // SEAMLESS CANOPY

Making Beauty with Alex O'Connell

The background is a dark, textured surface with a network of cracks, resembling aged leather or stone. The cracks are irregular and vary in thickness, creating a complex, organic pattern. The color is a deep, dark brown or black, with some lighter, brownish tones visible in the recesses of the cracks.

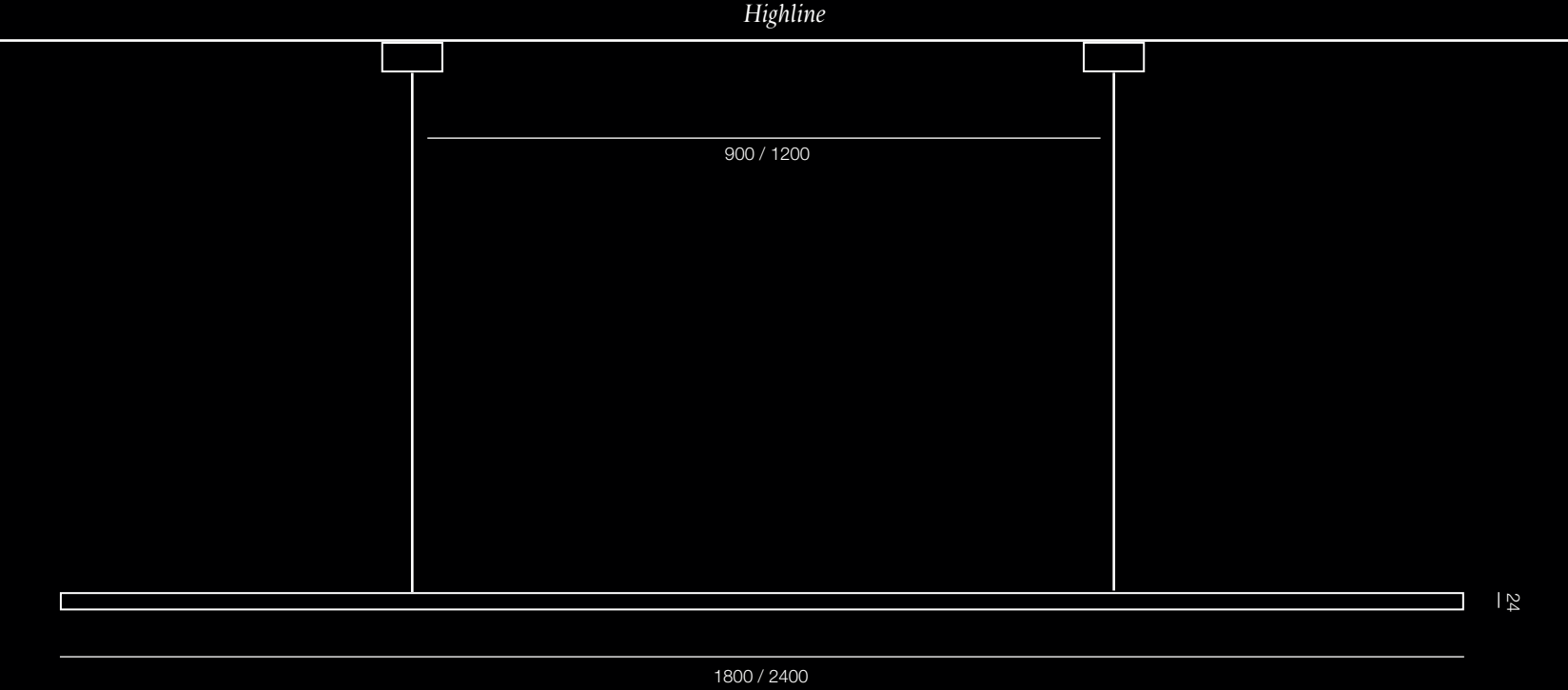
# Rakumba

Making beauty with Archier



---

Highline Pendant



DIMENSIONS IN MILLIMETRES

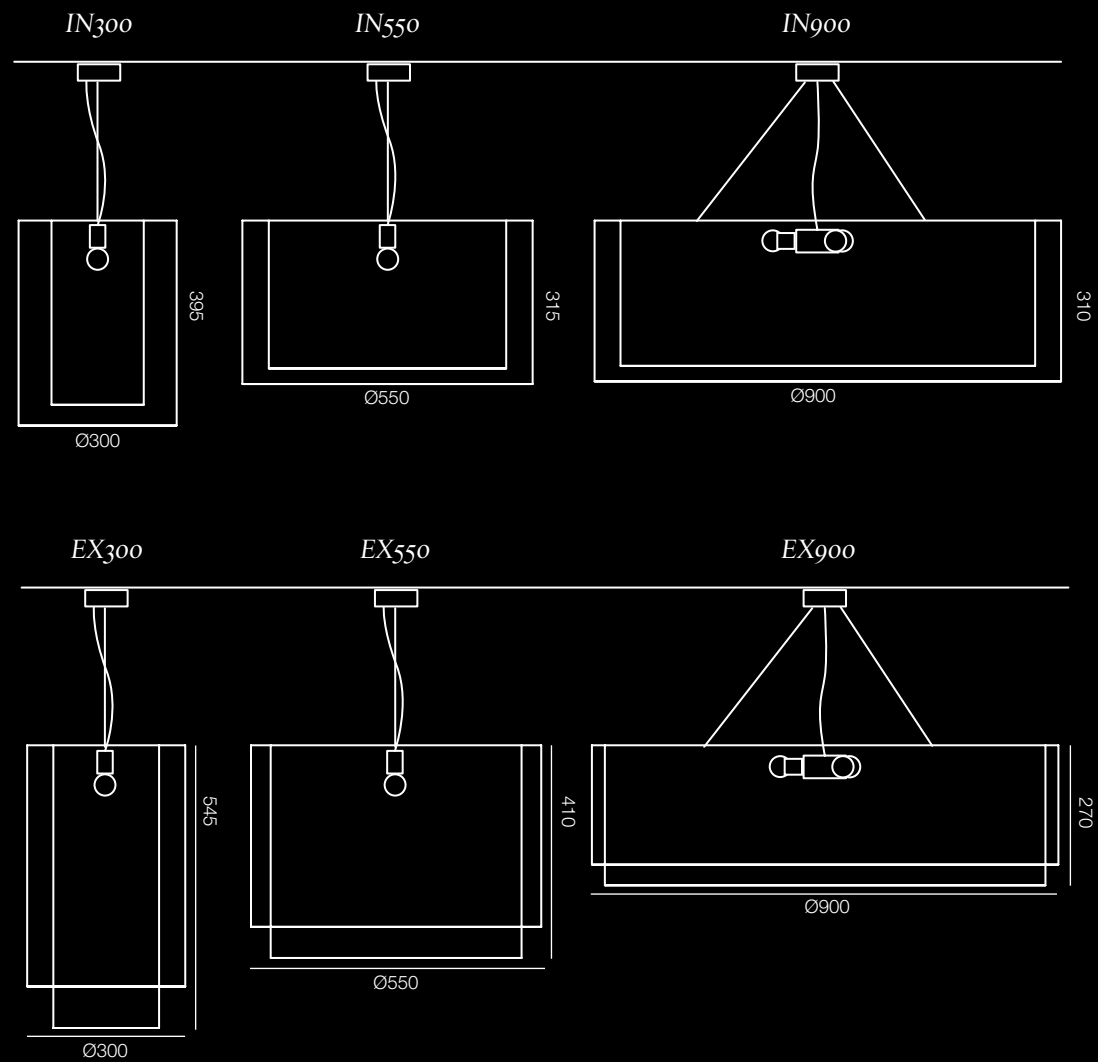
## Highline

*RP-E-1502P*

DESIGN:	ARCHIER
STYLE:	PENDANT
MATERIALS AND FINISH	BRASS WITH SATIN OR PATINA FINISH AND NATURAL WAX COATING DIFFUSER - FLUTED GLASS/ACRYLIC END DETAIL - AMERICAN WALNUT
LIGHT SOURCE:	1800MM: TRIDONIC LED // 45W // 2800 lm DOWNLIGHTING // 2800 lm UPLIGHTING // 3000K OR 4000K 2400MM: TRIDONIC LED // 60W // 4000 lm DOWNLIGHTING // 4000 lm UPLIGHTING // 3000K OR 4000K
DIMMING:	DALI + SWITCH DIM
SUSPENSION:	2 x 1.5m BRAIDED TEXTILE FLEX (Ø4mm) // 2 x SEAMLESS CANOPIES



**Making Beauty with Archier**



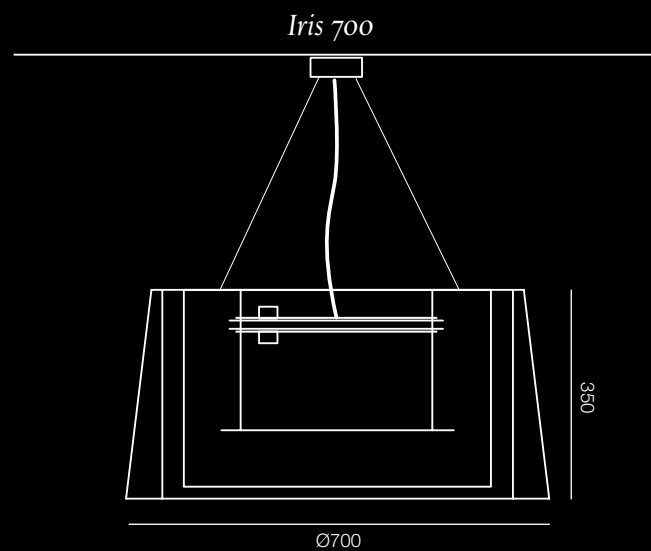
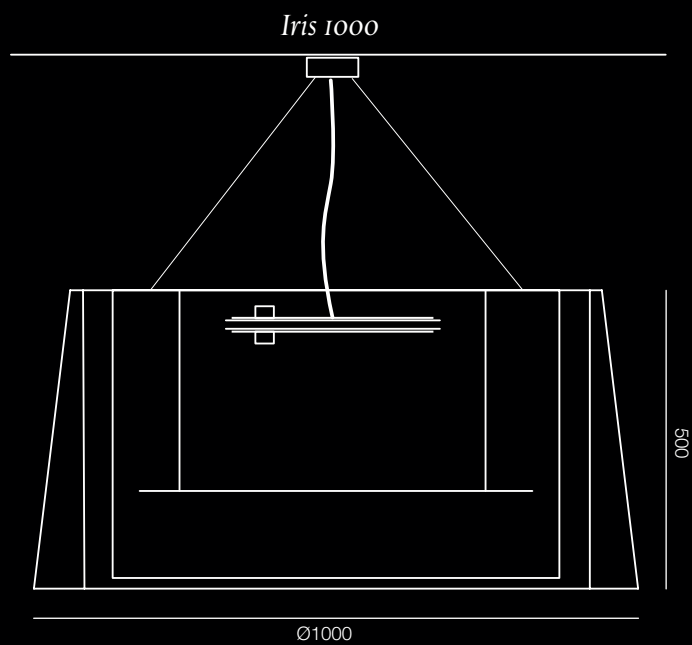
DIMENSIONS IN MILLIMETRES  
CUSTOM SIZES AVAILABLE ON REQUEST

## Introvert & Extrovert

*RP-E-1302P*

DESIGN:	RAKUMBA
STYLE:	PENDANT
MATERIALS AND FINISH:	SELECT FROM RAKUMBA'S RANGE OF FABRICS // CUSTOM FABRIC SELECTION CUSTOM OPTIONS - CNC CUT PATTERN // DIGITAL PRINT DIFFUSER - FULL FIT // INSET // SUSPENDED // FLOATING
LIGHT SOURCE:	300 & 550 SIZES - 1 x E27 // 240V // CFL/LED GLOBE RECOMMENDED 24W MAX. 900 SIZE - 3 x E27 HUB // 240V // CFL/LED GLOBES RECOMMENDED 24W MAX. OPTIONAL - TRIDONIC LED DISK // 240V DRIVER // 29.2W // 3800lm // 3000K
SUSPENSION:	300 & 550 SIZES - 1 x STEEL CABLE // BRAIDED TEXTILE FLEX 900 SIZE - 3 x STEEL CABLES // BRAIDED TEXTILE FLEX






DIMENSIONS IN MILLIMETRES  
CUSTOM SIZES AVAILABLE ON REQUEST

## Iris

*RP-E-1303P*

DESIGN:	RAKUMBA
STYLE:	PENDANT
MATERIALS AND FINISH:	FRAME - POWDERCOATED STEEL OUTER SHADE - BLACK OR WHITE RIBBON IN HAND-APPLIED BOUND PLEAT INNER SHADE - SELECT FROM RAKUMBA'S RANGE OF FABRICS // CUSTOM FABRIC SELECTION DIFFUSER - WHITE FABRIC
LIGHT SOURCE:	STANDARD - 3 x E27 HUB // 240V // CFL/LED GLOBES RECOMMENDED 24W MAX. OPTIONAL - 2 x TRIDONIC LED DISKS (UP+DOWN CONFIG.) // 240V DRIVER // 30W // 4090lm (PER MODULE) // 3000K
DIMMING:	LED LIGHT SOURCE STANDARD - NON-DIMMABLE LED LIGHT SOURCE OPTIONS - PHASE-CUT // 1-10V // SWITCH-DIM // DALI
SUSPENSION:	STEEL CABLES // 1.5m BRAIDED TEXTILE FLEX // SEAMLESS CANOPY



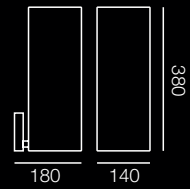


Mulgrave Country Club

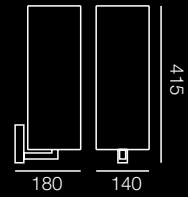
Iris Pendant Series



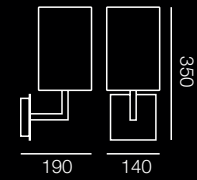
*Reserve*



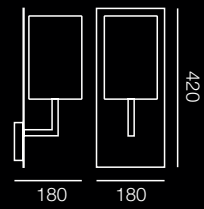
*Sconce*



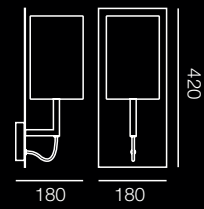
*Classic*



*Gallery*

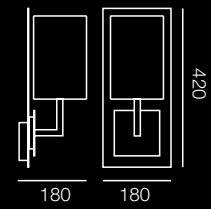


*Exhibition*



customisable flex colour

*Shadowline*



DIMENSIONS IN MILLIMETRES  
CUSTOM SIZES AVAILABLE ON REQUEST

## Kis

*RP-E-1417W*

DESIGN:	RAKUMBA
STYLE:	WALL LIGHT
MATERIALS AND FINISH	BRACKET - POWDERCOATED STEEL AND ALUMINIUM SHADE - SELECT FROM RAKUMBA'S RANGE OF FABRICS // CUSTOM FABRIC SELECTION
LIGHT SOURCE:	1 X E27 // 240v // CFL/LED GLOBE RECOMMENDED MAX. 24W





**Kis Classic**



**Kis Exhibition**



**Kis Gallery**



**Kis Pleated Taper Shade**



**Kis Sconce**



**Kis Reserve**



# Rakumba

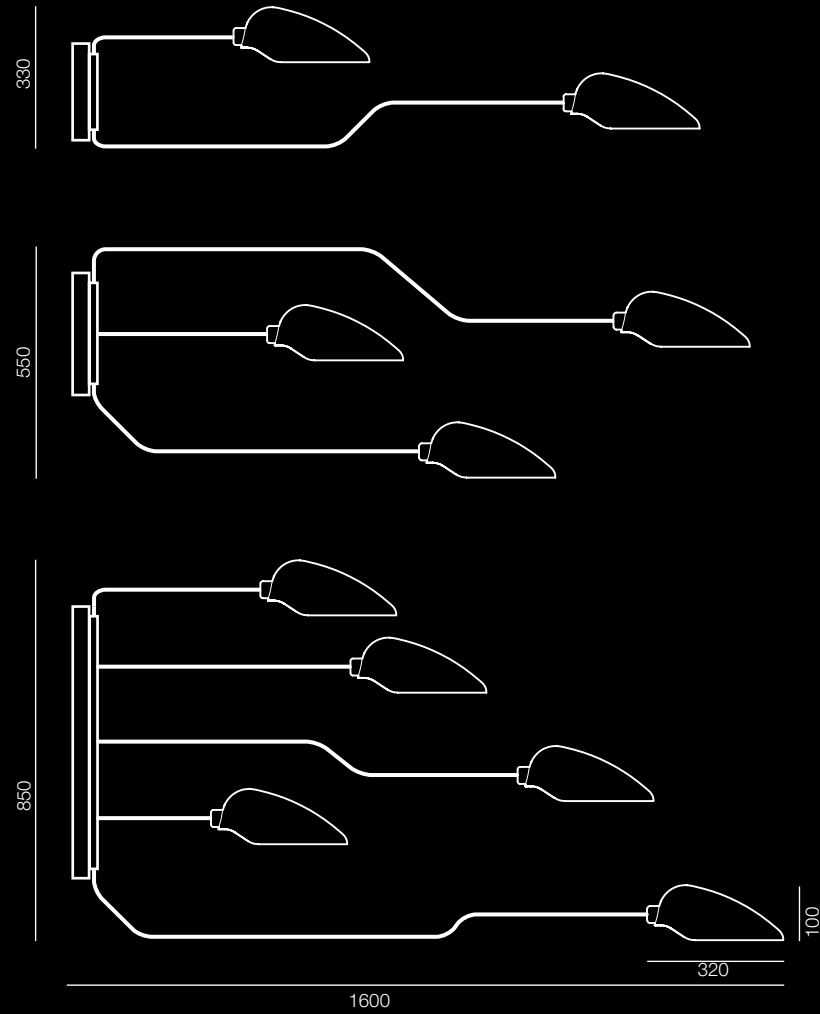
Introducing Lenard

Lenard Wall Light

---



*Lenard*



DIMENSIONS IN MILLIMETRES

## Lenard

*RP-E-1603W*

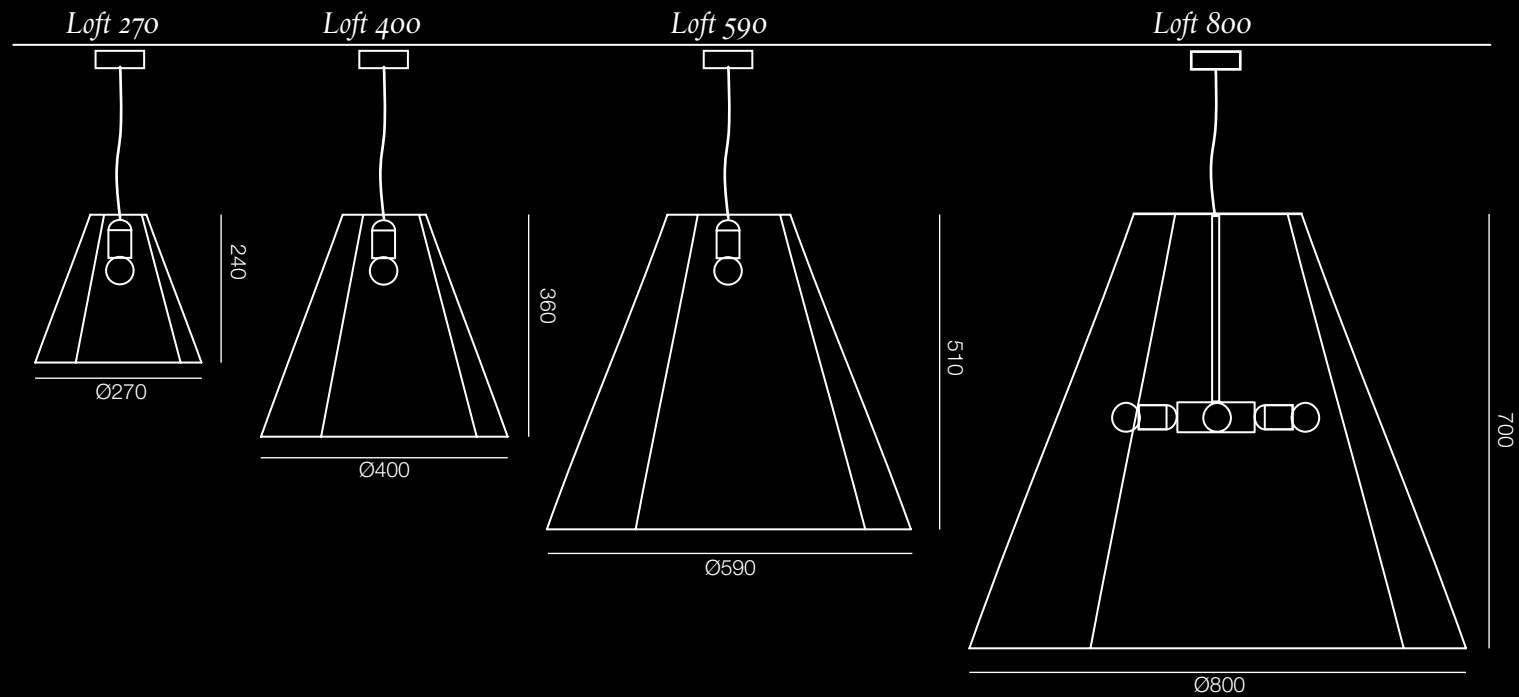
DESIGN:	RAKUMBA
STYLE:	WALL
MATERIALS AND FINISH:	REFLECTOR - POWDERCOATED STEEL OR POLISHED BRASS PLATING BRACKET & ARMS - BLACK POWDERCOAT
LIGHT SOURCE:	1 X E27 PER REFLECTOR // 240V // CFL/LED GLOBE RECOMMENDED MAX. 14W





Finish Options





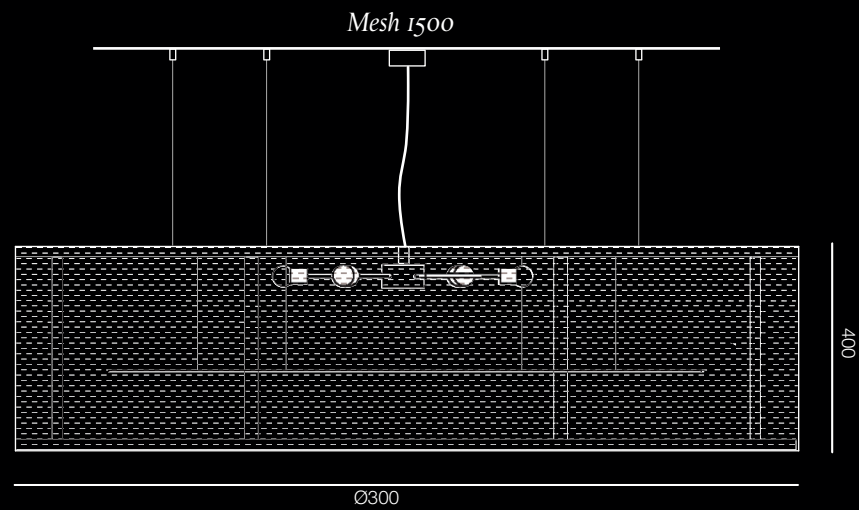
DIMENSIONS IN MILLIMETRES  
CUSTOM SIZES AVAILABLE ON REQUEST

## Loft

*RP-E-1305P*

DESIGN:	RAKUMBA
STYLE:	PENDANT
MATERIALS AND FINISH:	SHADE - INTERNAL AND EXTERNAL BONDED FABRIC SELECT FROM RAKUMBA'S RANGE OF FABRICS // CUSTOM FABRIC SELECTION
LIGHT SOURCE:	LOFT270/400/590: 1 X E27 // 240v // CFL/LED GLOBE RECOMMENDED 24W MAX. LED ALTERNATIVE UP/DOWN LOFT 800: 4 X E27 // 240v // CFL/LED GLOBES RECOMMENDED 24W MAX.
SUSPENSION:	1.5m CLEAR PLASTIC FLEX // SEAMLESS CANOPY





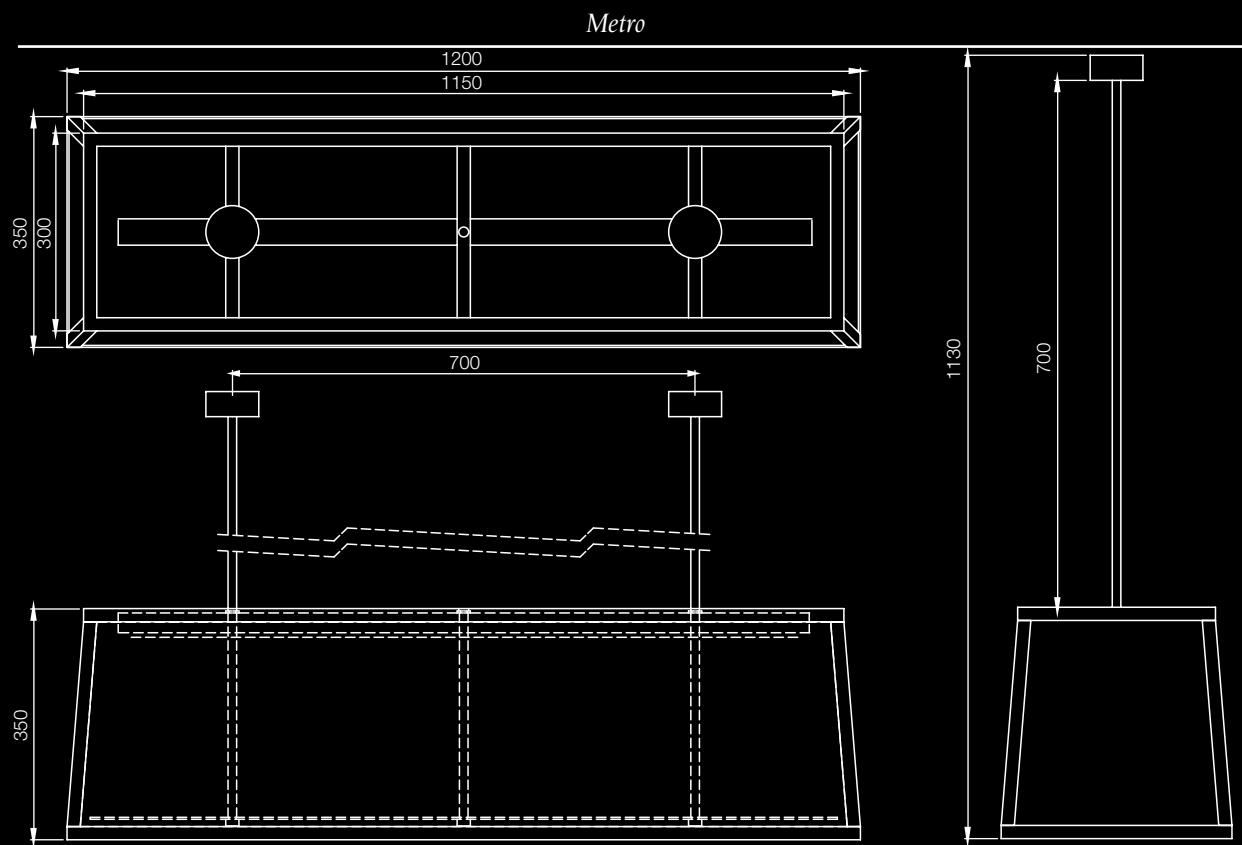
DIMENSIONS IN MILLIMETRES  
CUSTOM SIZES AVAILABLE ON REQUEST

Mesh

RP-E-1419P

DESIGN:	RAKUMBA
STYLE:	PENDANT
MATERIALS AND FINISH:	FRAME - POWDERCOATED STEEL SHADE - POWDERCOATED CUSTOM WOVEN/PERFORATED MESH OR POLISHED BRASS DIFFUSER - WHITE FABRIC
LIGHT SOURCE:	4 x E27 HUB WITH EXTENSION ARMS // 240v // CFL/LED GLOBES RECOMMENDED MAX. 24W
SUSPENSION:	4 x STEEL CABLES TO CEILING PUCKS // 1.5m CLEAR PLASTIC FLEX // SEAMLESS CANOPY





DIMENSIONS IN MILLIMETRES  
CUSTOM SIZES AVAILABLE ON REQUEST

Metro

RP-E-1411P

DESIGN:	RAKUMBA
STYLE:	PENDANT
MATERIALS AND FINISH:	EXPRESSED FRAME - POWDERCOATED STEEL (INTERPON ASTEROID) SUSPENSION - POWDERCOATED ALUMINIUM (INTERPON ASTEROID) SHADE - SELECT FROM RAKUMBA'S RANGE OF FABRICS // CUSTOM FABRIC SELECTION DIFFUSER - GLOSS OPAL ACRYLIC
LIGHT SOURCE:	STANDARD - 4 x E27 BAR // 240v // CFL/LED GLOBES RECOMMENDED 24W MAX. OPTIONAL - TRIDONIC LED // 240V DRIVER // 35.2W // 4800lm // 3000K
DIMMING:	LED LIGHT SOURCE STANDARD - NON-DIMMABLE LED LIGHT SOURCE OPTIONS - SWITCH-DIM // DALI
SUSPENSION:	2 x 700mm RODS (CUSTOM LENGTHS AVAILABLE) // 2 x SEAMLESS CANOPIES

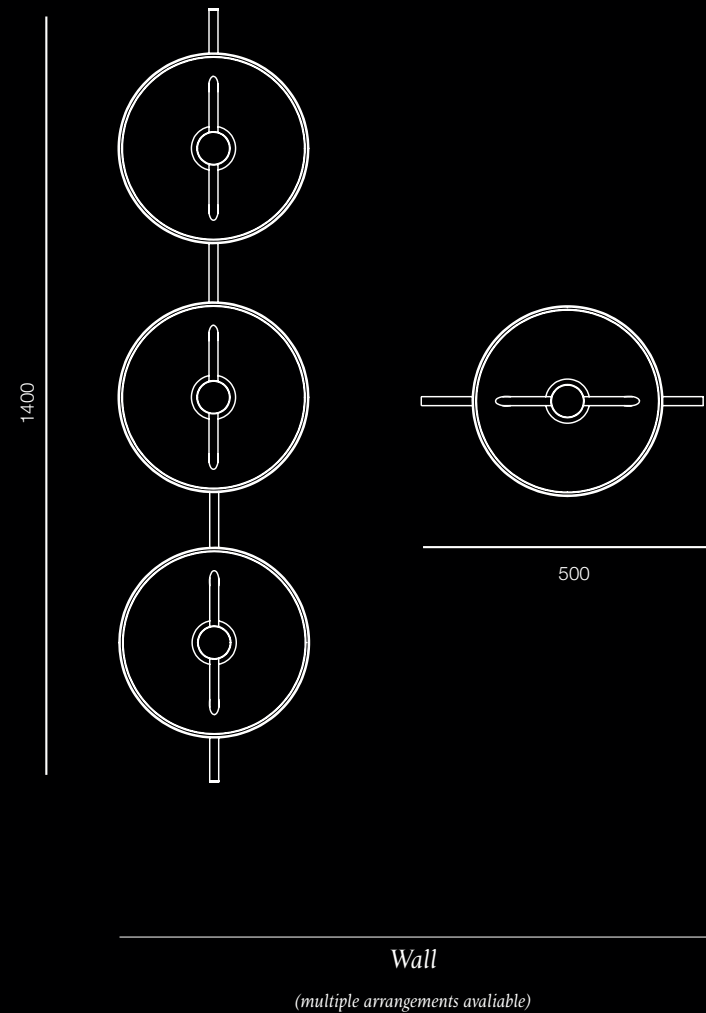
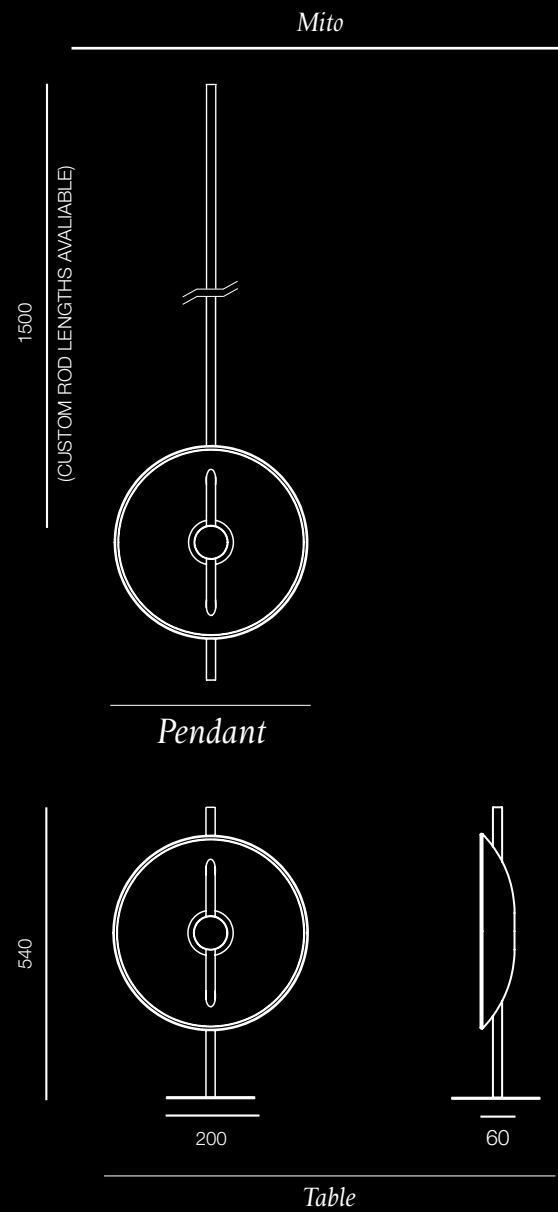
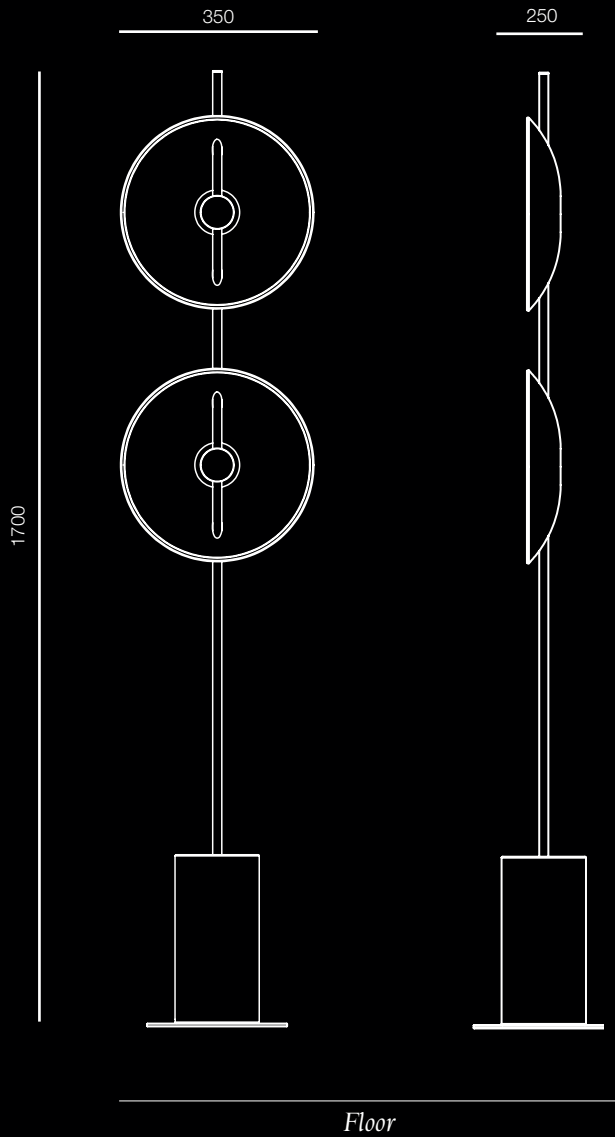


# Rakumba

Making beauty with Tom Fereday



Mito Series



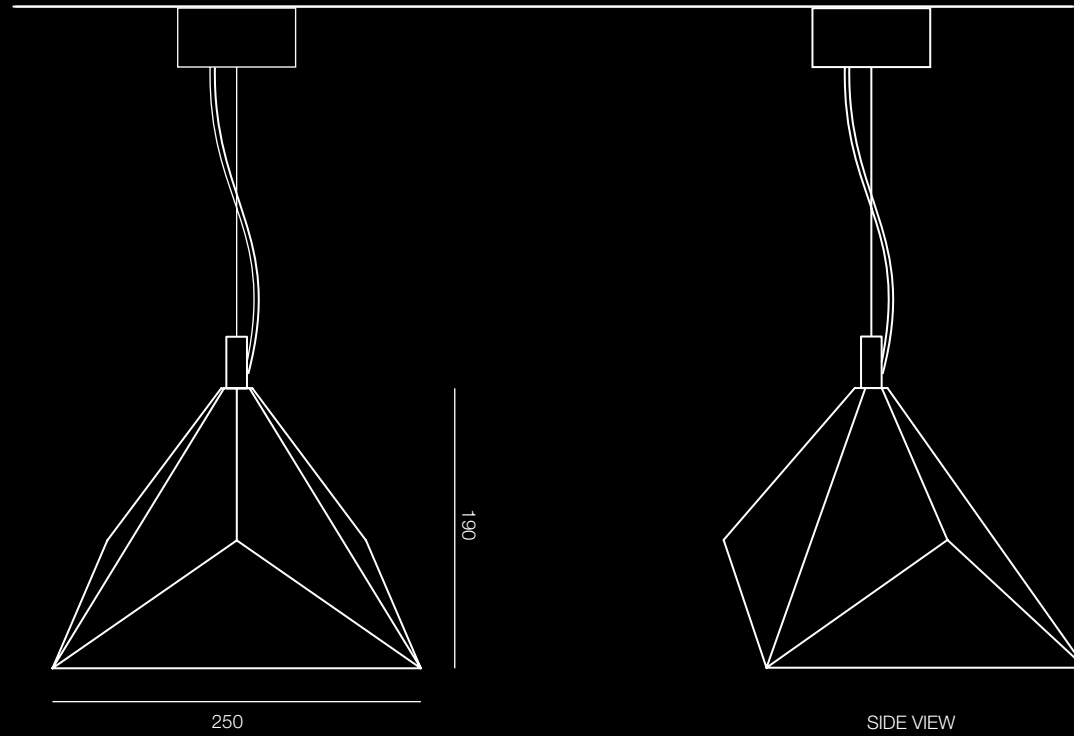
Mito

RP-E-1702

DESIGN:	TOM FEREDAY
STYLE:	FLOOR LAMP & WALL SCONCE
MATERIALS AND FINISH:	NERO MARQUINA, CARRARA MARBLE, AMERICAN ASH, STAINED AMERICAN ASH, STEEL, ALUMINIUM
LIGHT SOURCE:	INTEGRATED TRIDONIC LED PER DISK // 3.9W // 400lm (MODULE) // 3000K // CRI90 // 100-240V DRIVER
DIMMING:	WALL SCONCE: NON DIM / SWITCH-DIM / DALI FLOOR LAMP: SWITCH-DIM
LAMP	2m BLACK TEXTILE FLEX // INLINE SWITCH DIMMER // DRIVER &



Monroe



DIMENSIONS IN MILLIMETRES

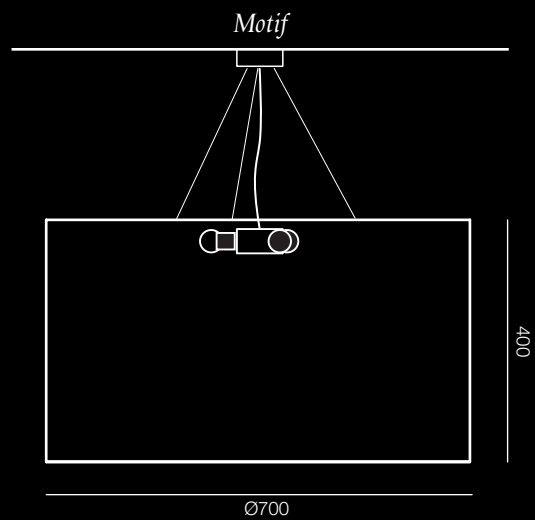
Monroe

RP-E-1415P

DESIGN:	WOWOWA ARCHITECTURE
STYLE:	PENDANT
MATERIALS AND FINISH:	SOLID BRASS SURFACE FINISH - POLISHED OR ETCHED BRASS
LIGHT SOURCE:	STANDARD - 1 x TRIDONIC LED MODULE // 240V DRIVER (REMOTE) // 6.3W // 700lm // 3000K //INTERGRATED LED OPTIONAL - 1 X E27 // 240V // CFL/LED GLOBES RECOMMENDED 24W MAX.
DIMMING:	STANDARD - PHASE-CUT AND 1-10V CAPABLE OPTIONAL - SWITCH-DIM // DALI
SUSPENSION:	1.5m BLACK STEEL CABLE // 1.5m BRAIDED TEXTILE FLEX // SEAMLESS CANOPY



Making Beauty with WOWOWA



DIMENSIONS IN MILLIMETRES  
CUSTOM SIZES AVAILABLE ON REQUEST  
CUSTOM PATTERNS AVAILABLE ON

## Motif

*RP-E-1306P*


DESIGN:	RAKUMBA
STYLE:	PENDANT
MATERIALS AND FINISH	DOUBLE LAYER CONSTRUCTION CUT PATTERN AND MATERIAL OF BOTH LAYERS CUSTOMISABLE ON REQUEST SELECT FROM RAKUMBA'S RANGE OF FABRICS // CUSTOM FABRIC SELECTION
LIGHT SOURCE:	3 x E27 HUB // 240V // 24W CFL/LED GLOBES RECOMMENDED MAX. 24W OPTIONAL - TRIDONIC LED DISK // 240V DRIVER // 29.2W // 3800lm // 3000K
SUSPENSION:	STEEL CABLES // 1.5M CLEAR PLASTIC FLEX



The background of the entire image is a close-up of a textured, brown ceramic surface with a cracked, organic pattern. Two modern, white ceramic light fixtures are visible. One fixture is in the lower foreground, angled horizontally, and the other is in the upper right, angled vertically. Both fixtures have a glowing yellow light source visible through a narrow slit. A thin vertical black line is positioned on the left side of the image, separating the text area from the textured background.

# Rakumba

Making beauty with Anchor Ceramics



Potter DS Series

Technical drawing of a lighting fixture layout. The drawing shows a horizontal arrangement of three pendant lights and two wall-mounted lights. The pendant lights are represented by rectangular fixtures connected to a horizontal bar. The wall-mounted lights are represented by rectangular fixtures connected to a vertical bar. Dimensions are provided for the spacing and height of the fixtures.

**Pendant:** The horizontal bar for the pendant lights has a total length of 1800 / 2250. The spacing between the three pendant lights is 900 / 1225. The height of the pendant lights is 52.

**Wall:** The wall-mounted lights are positioned vertically. The height of the wall-mounted lights is 460. The spacing between the two wall-mounted lights is 80. The height of the wall-mounted lights is 52.

Potter DS

RP-E-1604

DESIGN:	ANCHOR CERAMICS & RAKUMBA
STYLE:	PENDANT / WALL
MATERIALS AND FINISH	HANDCRAFTED GLAZED STONEWARE DIFFUSER - FROSTED POLYCARBONATE
LIGHT SOURCE:	PENDANT 1800mm - TRIDONIC LED // 50W // 4500 lm // 3000K PENDANT 2400mm - TRIDONIC LED // 60W // 5900 lm // 3000K WALL 460mm - 10W // 800lm // 3000K
DIMMING:	DALI + SWITCH DIM
SUSPENSION:	2 x STEEL CABLES // 1 x BRAIDED TEXTILE FLEX (Ø4mm) // 2 x SEAMLESS CANOPIES



Making Beauty with Anchor Ceramics




Potter DS Wall Light



The background of the entire image is a close-up, high-resolution photograph of a heavily rusted metal surface. The rust is a mix of dark brown, black, and bright orange-red, creating a complex, organic texture. The lighting is somewhat uneven, with brighter areas where the rust is more prominent and darker areas where the metal base is visible.

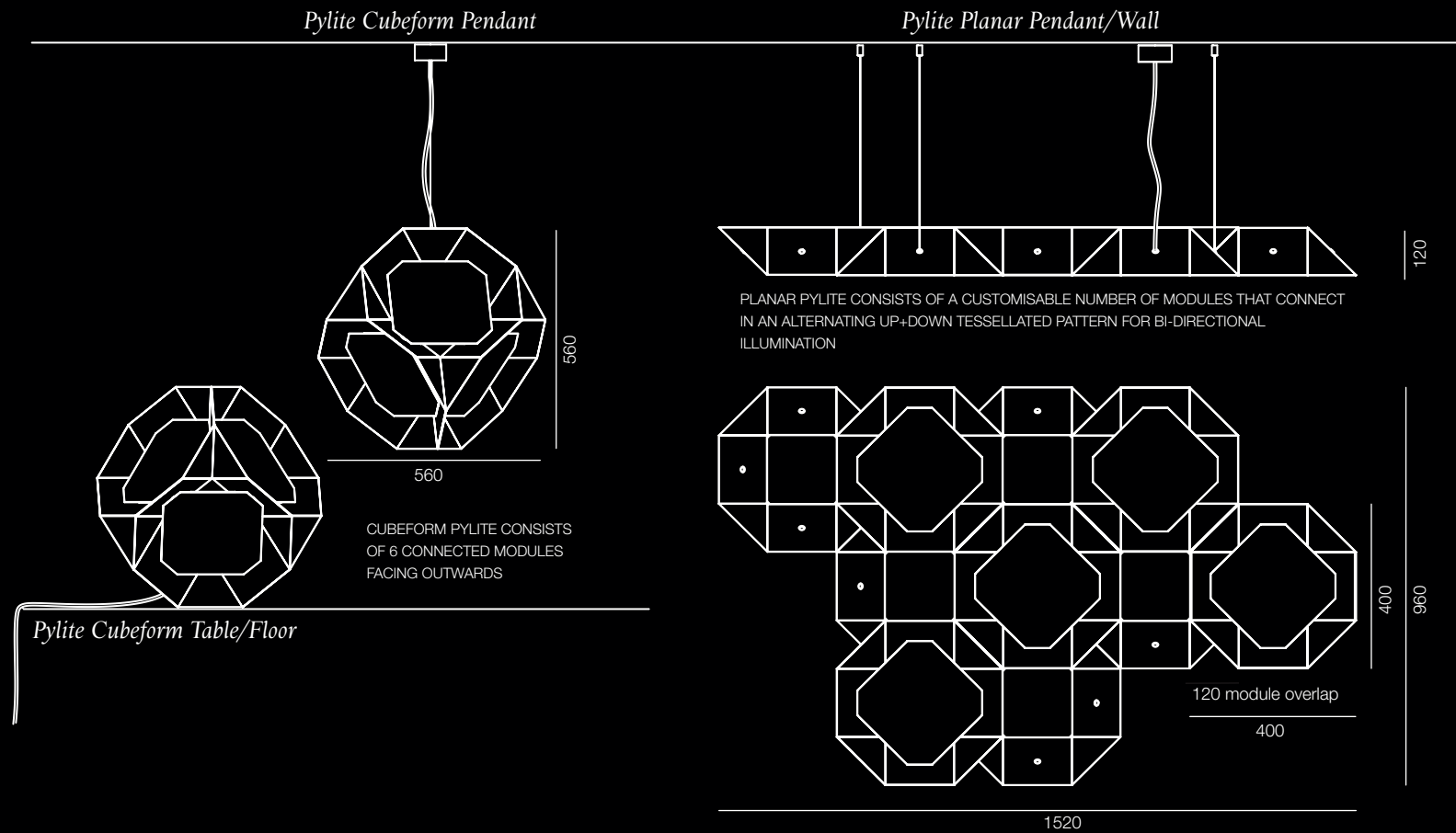
# Rakumba

Making beauty with Dan Treacy



---

Pylite Series




EXAMPLE 10 MODULE PLANAR PATTERN SHOWN ABOVE. MODULES CAN BE ARRANGED IN ANY QUANTITY GREATER THAN 4

DIMENSIONS IN MILLIMETRES

## Pylite

*RP-E-1601*

DESIGN:	DAN TREACY
STYLE:	CUBEFORM ARRANGEMENT - FLOOR / TABLE / PENDANT PLANAR ARRANGEMENT - WALL / PENDANT
MATERIALS AND FINISH	POLISHED BRASS WITH SATIN LAQUER OR POWDERCOATED STEEL
LIGHT SOURCE:	TRIDONIC LED PER MODULE // 4.7W // 720lm // 3000K // 240V DRIVER
DIMMING:	OPTIONAL: SWITCH-DIM / 1-10V / DALI
SUSPENSION:	1.5m BRASS BRAIDED FLEX // STEEL SUSPENSION CABLES // SEAMLESS CANOPY
LAMP	2.5m BRASS BRAIDED FLEX // INLINE OR FOOT SWITCH // INLINE CONVERTER // PLUG
CORDSET:	

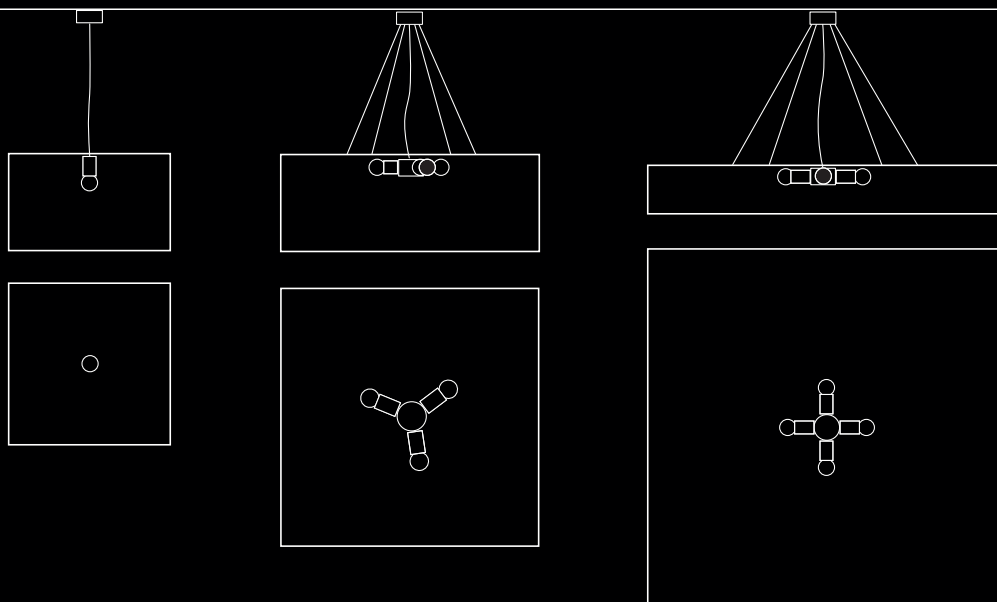




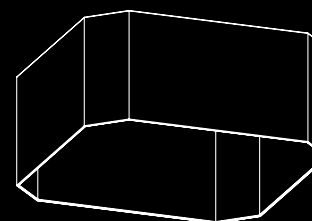


Pylite Cubeform Pendant



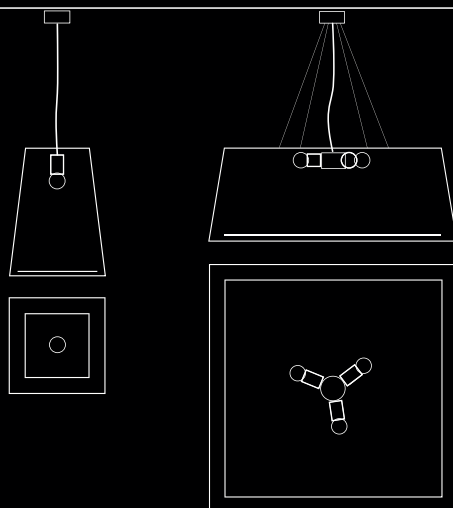
## Quad Pendant



CREATE A DISTINCT LOOK WITH OUR ALTERNATIVE  
CORNER DETAILS (SQUARE // RADIUS // CHAMFER)



## Quad Taper Pendant



## Quad

*RP-E-1403P & RP-E-1406P*

DESIGN:	RAKUMBA
STYLE:	PENDANT
MATERIALS AND FINISH:	SELECT FROM RAKUMBA'S RANGE OF FABRICS // CUSTOM FABRIC SELECTION CUSTOM OPTIONS - CNC CUT PATTERN // DIGITAL PRINT// HAND PLEAT (VAR. STYLES) DIFFUSER - FULL FIT // INSET // SUSPENDED // FLOATING
LIGHT SOURCE OPTIONS:	SINGLE E27 // HUB (3 x E27 OR 4 x E27) // INTEGRATED LED* * INTEGRATED LED SPECIFICATION VARIES BASED ON PENDANT DIMENSIONS
SUSPENSION OPTIONS:	REFER TO CUSTOMISATIONS SECTION FOR OPTIONS



# Rakumba

Introducing Ramus



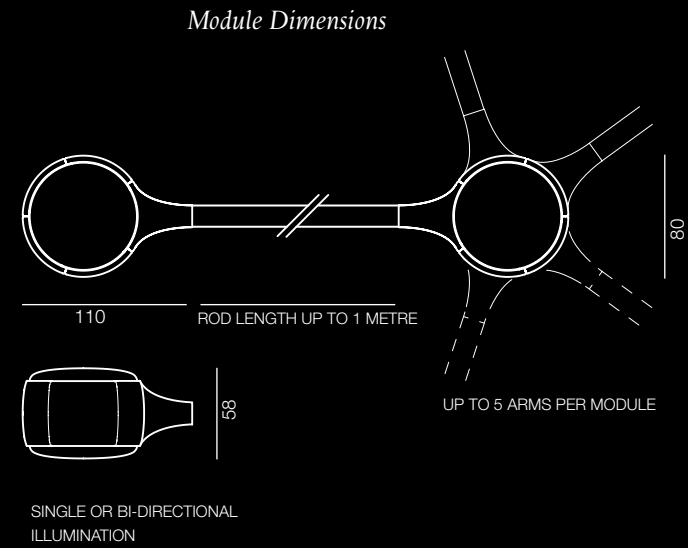
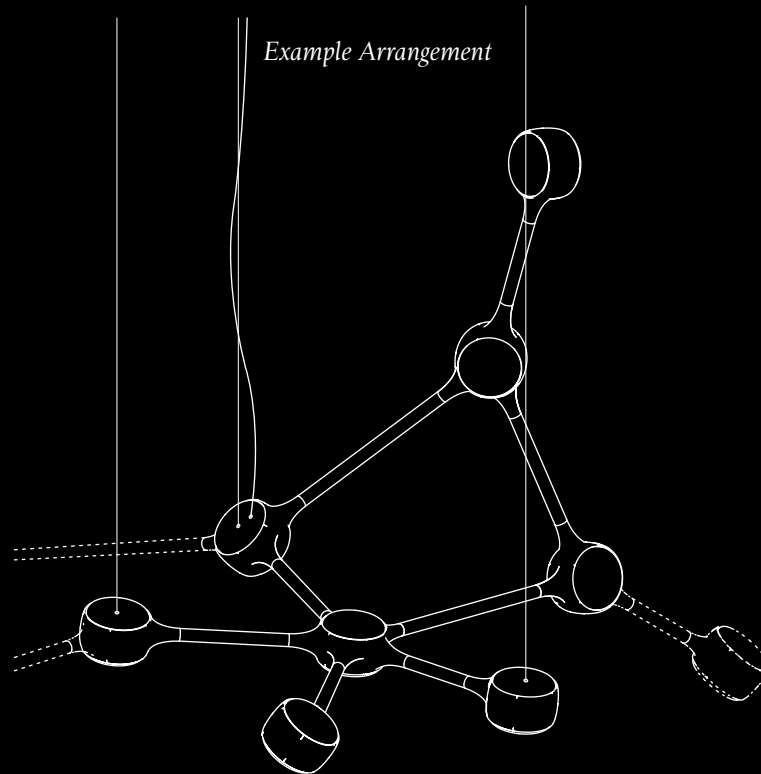
## Ramus Series

---



## Ramus

---




DIMENSIONS IN MILLIMETRES  
ARRANGEMENTS FULLY CUSTOMISABLE

---


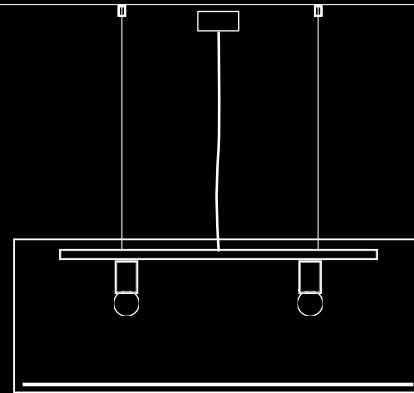
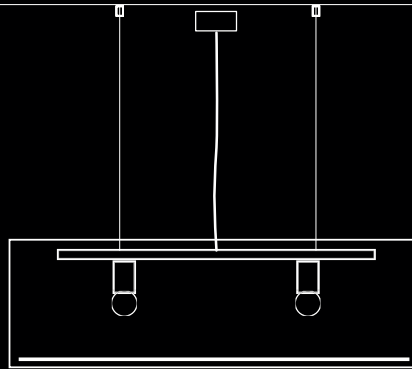
## Ramus

*RP-E-1605*

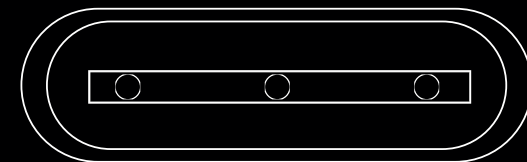
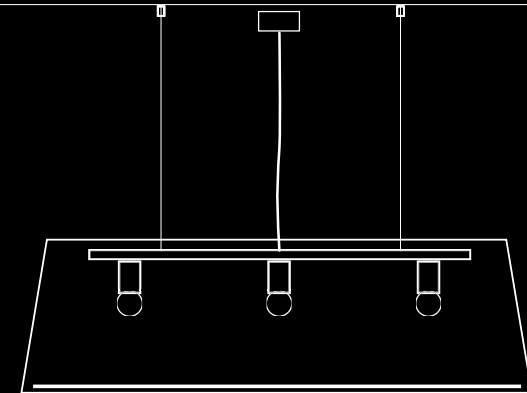
DESIGN:	RAKUMBA
STYLE:	PENDANT / WALL
MATERIALS AND FINISH	STRUCTURE - POWDERCOATED, POLISHED, OR CUSTOM PLATED ALUMINIUM DIFFUSER - FROSTED ACRYLIC
LIGHT SOURCE:	SINGLE SIDED MODULE - TRIDONIC LED // 3W // 350lm // 3000K BI-DIRECTIONAL MODULE - TRIDONIC LED // 6W // 700lm // 3000K
DIMMING:	STANDARD - NON DIMMABLE OPTIONAL - SWITCH DIM // DALI 1-10V
SUSPENSION:	STEEL CABLES // BRAIDED TEXTILE FLEX // SEAMLESS CANOPY



*Stadium Drum*



*Stadium Taper*



CUSTOMISABLE DIMENSIONS - REFER PRODUCT DATA SHEET

Ratio


RP-E-1405P & RP-E-1407P

DESIGN:	RAKUMBA
STYLE:	PENDANT
MATERIALS AND FINISH:	SELECT FROM RAKUMBA'S RANGE OF FABRICS // CUSTOM FABRIC SELECTION CUSTOM OPTIONS - CNC CUT PATTERN // DIGITAL PRINT// HAND PLEAT (VAR. STYLES) DIFFUSER - FULL FIT // INSET // SUSPENDED // FLOATING
LIGHT SOURCE OPTIONS:	E27 DOUBLE DROP // E27 BAR (NUMBER OF LAMPHOLDERS CAN BE CUSTOMISED) // INTEGRATED LED* * INTEGRATED LED SPECIFICATION VARIES BASED ON PENDANT DIMENSIONS
SUSPENSION OPTIONS:	REFER TO CUSTOMISATIONS SECTION FOR OPTIONS



*Ricotta*

650



1800

DIMENSIONS IN MILLIMETRES

## Ricotta

*R-1101F*

DESIGN:	SIMONE LE AMON
STYLE:	FLOOR LAMP
MATERIALS AND FINISH	STEEL, ALUMINIUM, FABRIC OPTIONAL - BLACK // WHITE // CHARTREUSE POWDERCOAT
LIGHT SOURCE:	1 x E27 MAX 60W
DIMMING:	2m FLEX WITH INLINE/FOOT SWITCH (BLACK / WHITE)



Making Beauty with Simone LeAmon

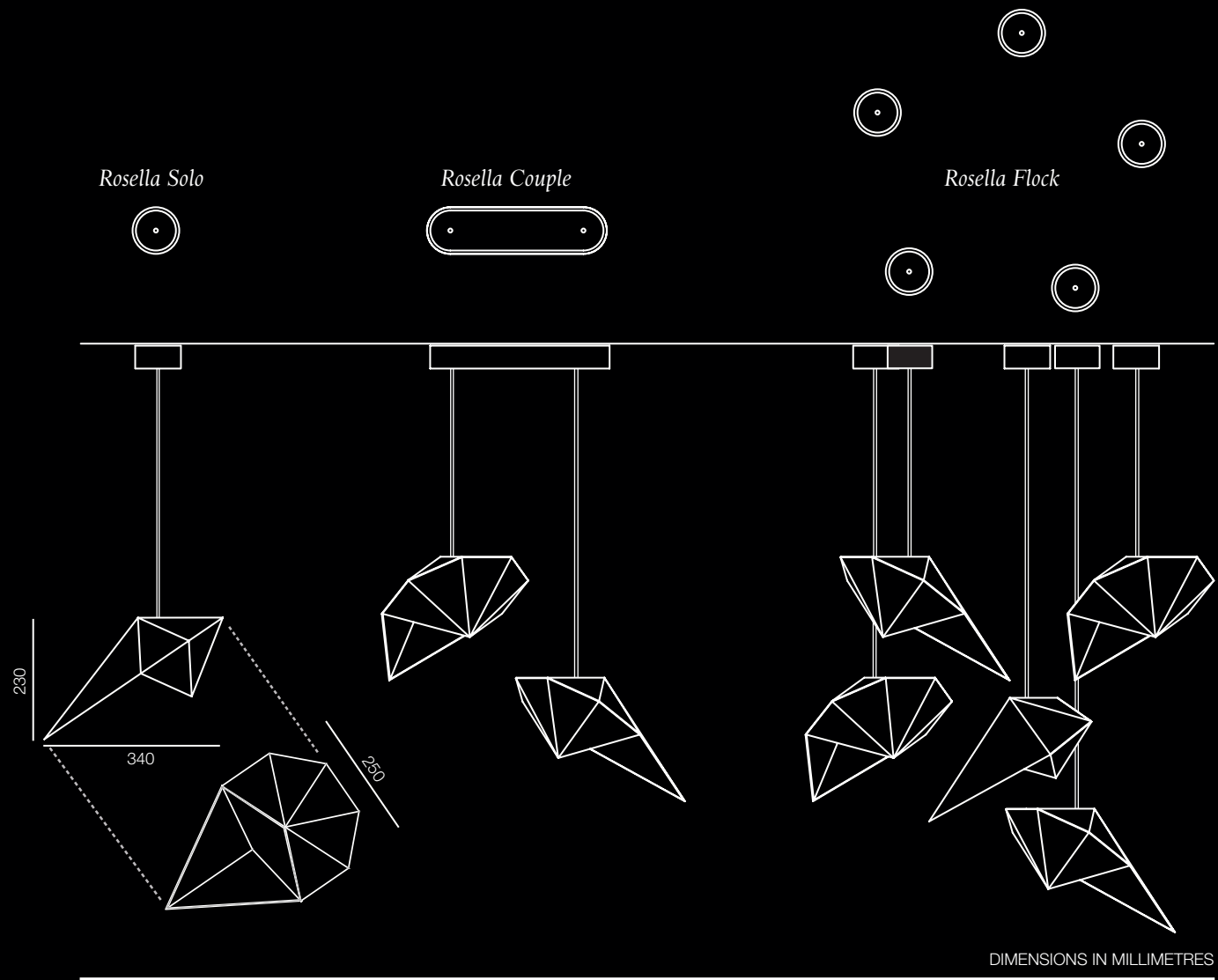


# Rakumba

Making beauty with WOWOWA



Rosella Pendant



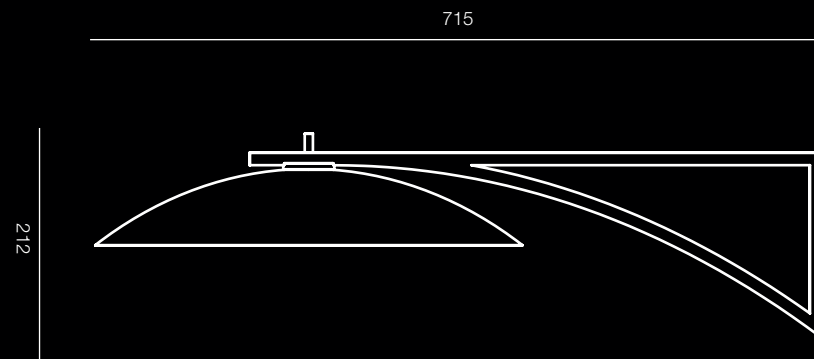
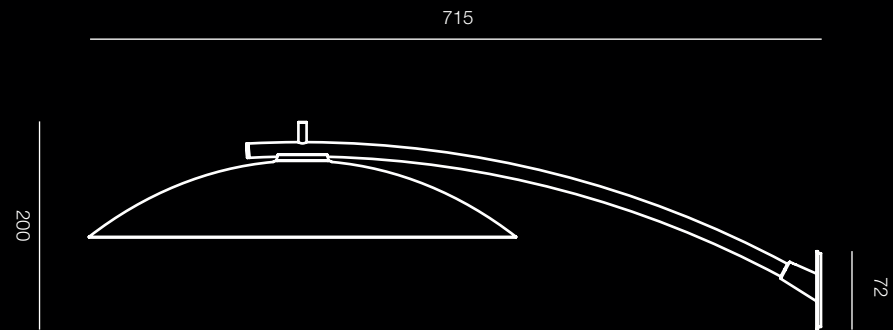
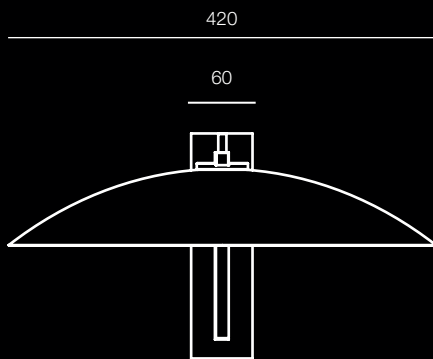
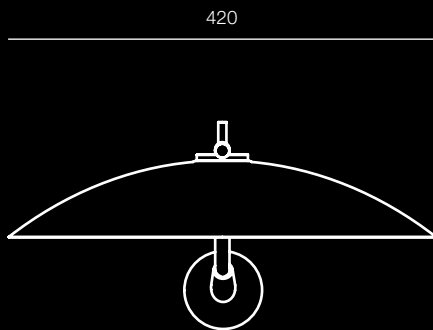
## Rosella

*RP-E-1508P*

DESIGN:	WOWOWA ARCHITECTURE
STYLE:	PENDANT
MATERIALS AND FINISH:	BODY - POWDERCOATED STEEL DIFFUSER - OPAL ACRYLIC
LIGHT SOURCE:	1 x TRIDONIC LED MODULE // 240V DRIVER (REMOTE) // 7.5W // 980lm // 3000K
DIMMING:	STANDARD - PHASE-CUT AND 1-10V CAPABLE OPTIONAL - SWITCH-DIM // DALI
SUSPENSION:	1.5m BRAIDED TEXTILE FLEX (Ø4mm) // SEAMLESS CANOPY

Making Beauty with WOWOWA





DIMENSIONS IN MILLIMETRES

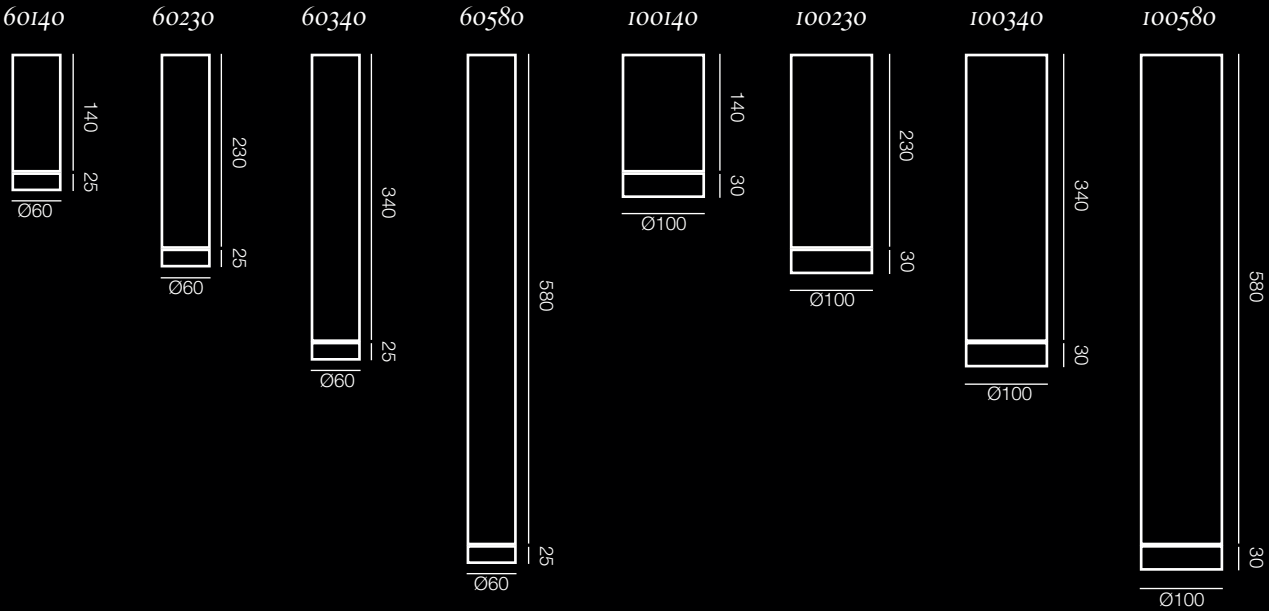
## Saya

*RP-E-1810*

DESIGN:	RAKUMBA
STYLE:	WALL
MATERIALS AND FINISH:	POWDERCOATED ALUMINIUM, FINISHED BRASS FROSTED ACRYLIC (PMMA)
LIGHT SOURCE:	LED/ 1 x TRIDONIC LED MODULE PER LIGHT // IP67 // 15V // 240V REMOTE-INSTALL CONVERTER 6.3W // 700lm // 3000K // CRI 80 E27 INDOOR OPTION AVAILABLE - LAMP NOT PROVIDED
DIMMING:	STANDARD - PHASE-CUT AND 1-10V CAPABLE OPTIONAL - SWITCH-DIM // DALI



Scope



DIMENSIONS IN MILLIMETRES  
CUSTOM LENGTHS UP TO 6 METRES AVAILABLE ON REQUEST

Scope

RP-E-1301

DESIGN:	RAKUMBA
STYLE:	PENDANT // SURFACE // WALL MOUNT
MATERIALS AND FINISH:	POWDERCOATED ALUMINIUM, ETCHED AND ANODISED ALUMINIUM, POWDERCOATED STEEL, FROSTED ACRYLIC (PMMA), AMERICAN OAK (100mm ONLY)
LIGHT SOURCE:	1 X TRIDONIC LED MODULE PER TIP // 240V DRIVER (INTEGRATED OR REMOTE) // 6.3W // 700lm // 3000K BEAM ANGLE - 65 DEGREES (REFLECTOR TIP), >180 DEGREES (DIFFUSER TIP)
DIMMING:	STANDARD - PHASE-CUT AND 1-10V CAPABLE OPTIONAL - SWITCH-DIM // DALI
PENDANT SUSPENSION:	STANDARD - BRAIDED TEXTILE FLEX (1.5m FROM CANOPY TO TIP) OPTIONAL - BRAIDED TEXTILE FLEX + STEEL CABLE





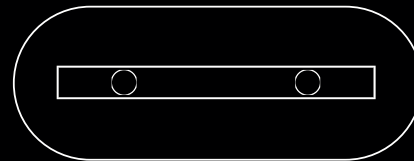
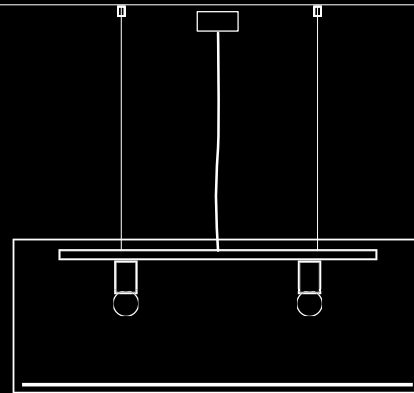
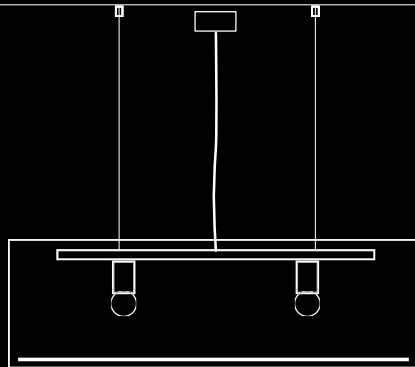


Faith Agency Scope Chandelier

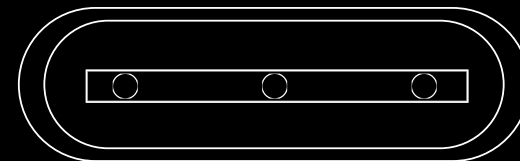
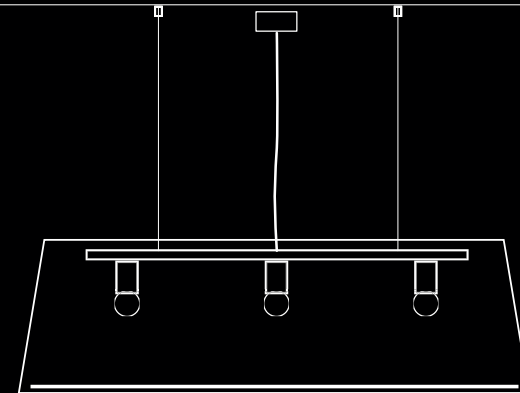


Custom Scope Wall Light

*Stadium Drum*



*Stadium Taper*



CUSTOMISABLE DIMENSIONS - REFER PRODUCT DATA SHEET

Stadium

RP-E-1408P & RP-E-1409P

DESIGN:	RAKUMBA
STYLE:	PENDANT
MATERIALS AND FINISH:	SELECT FROM RAKUMBA'S RANGE OF FABRICS // CUSTOM FABRIC SELECTION CUSTOM OPTIONS - CNC CUT PATTERN // DIGITAL PRINT// HAND PLEAT (VAR. STYLES) DIFFUSER - FULL FIT // INSET // SUSPENDED // FLOATING
LIGHT SOURCE OPTIONS:	E27 DOUBLE DROP // E27 BAR (NUMBER OF LAMPHOLDERS CAN BE CUSTOMISED) // INTEGRATED LED* * INTEGRATED LED SPECIFICATION VARIES BASED ON PENDANT DIMENSIONS
SUSPENSION OPTIONS:	REFER TO CUSTOMISATIONS SECTION FOR OPTIONS




**Melbourne Drill Hall - Custom Oversized Stadium**

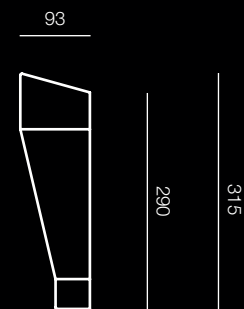

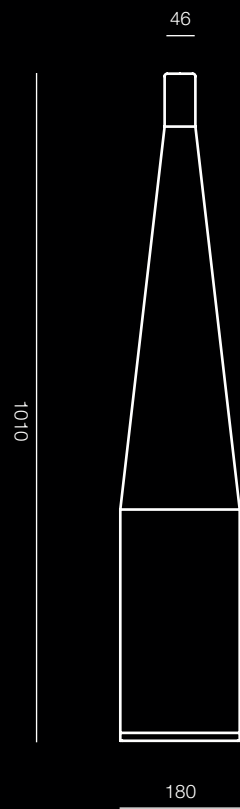
---



# Rakumba

Making beauty with Jon Goulder






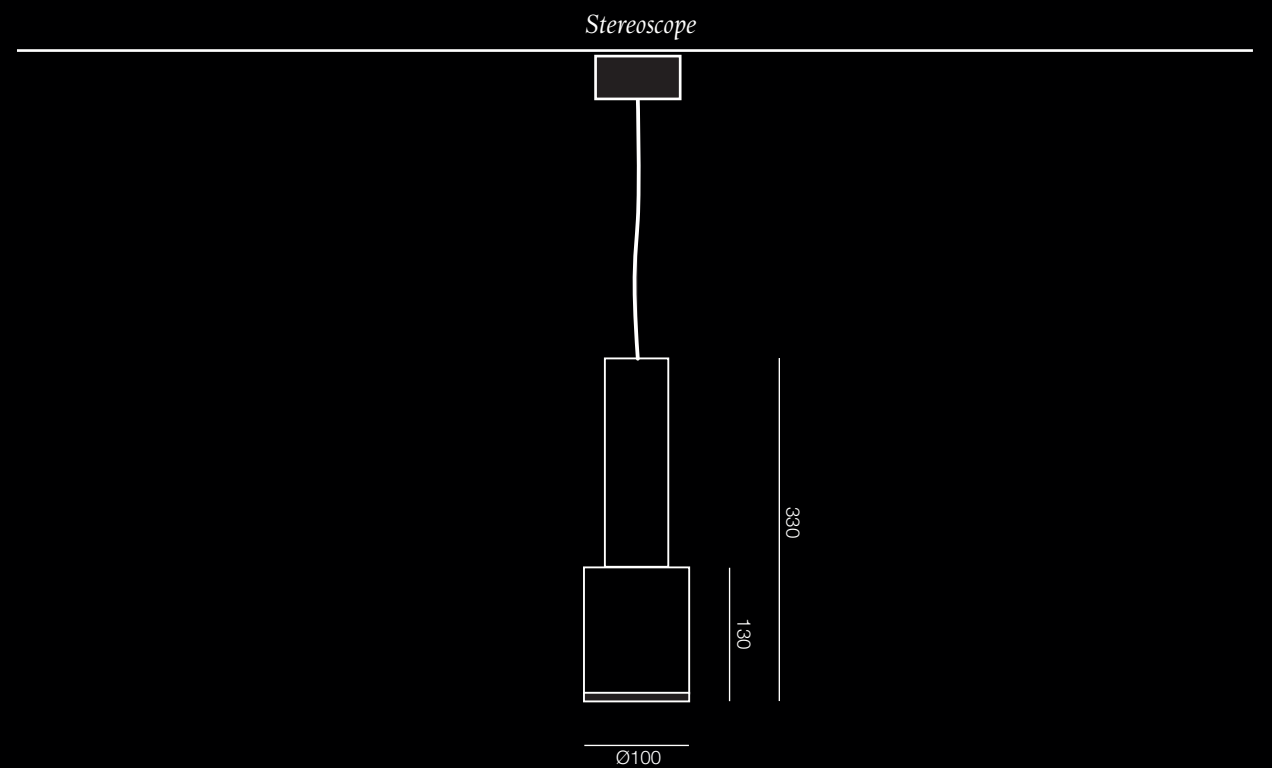
DIMENSIONS IN MILLIMETRES  
CUSTOM FINISHES AVAILABLE - REFER PRODUCT DATA SHEET

## Standley

*RP-E-18109*

DESIGN:	RAKUMBA
STYLE:	WALL / STANDLEY
MATERIALS AND FINISH:	WEATHERING STEEL TEXTURED POWDERCOAT 12mm CARRARA MARBLE / BLUESTONE (BASALT)
LIGHT SOURCE:	BOLLARD & WALL - 2 X TRIDONIC LED MODULE // IP67 // 240V INTEGRATED DRIVER // 16W // 1600lm // 3000K // CRI80
DIMMING:	STANDARD - PHASE CUT / 1-10V OPTIONAL - DALI (IP20 REMOTE INSTALL DRIVER ONLY)





DIMENSIONS IN MILLIMETRES

## Stereoscope

*RP-E-1504P*

DESIGN:	RAKUMBA
STYLE:	PENDANT
MATERIALS AND FINISH:	POWDERCOATED ALUMINIUM, FROSTED ACRYLIC (PMMA)
LIGHT SOURCE:	1 X TRIDONIC LED MODULE PER TIP // 240V DRIVER (INTEGRATED OR REMOTE) // 6.2W // 700lm // 3000K BEAM ANGLE - 180 DEGREES
DIMMING:	STANDARD - PHASE-CUT AND 1-10V CAPABLE OPTIONAL - SWITCH-DIM // DALI
PENDANT SUSPENSION:	STANDARD - BRAIDED TEXTILE FLEX (1.5m FROM CANOPY TO TIP)



The background of the entire image is a dark red, marbled texture, resembling stone or marble. The colors range from deep burgundy to a lighter, almost white, veined pattern. The texture is organic and fluid, with swirling and branching patterns.

# Rakumba

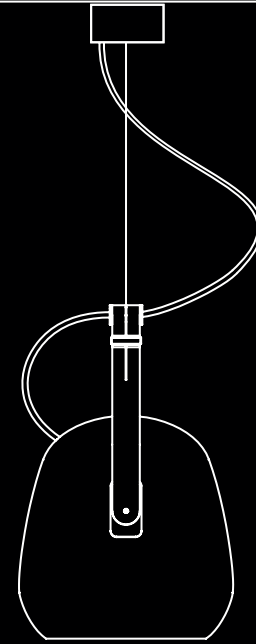
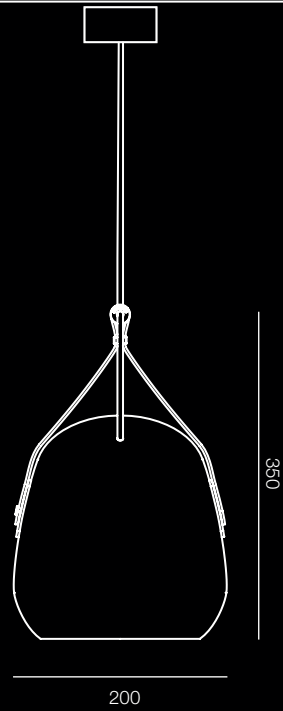
Introducing Stone Cow

Stone Cow Pendant

---



*Stone Cow*



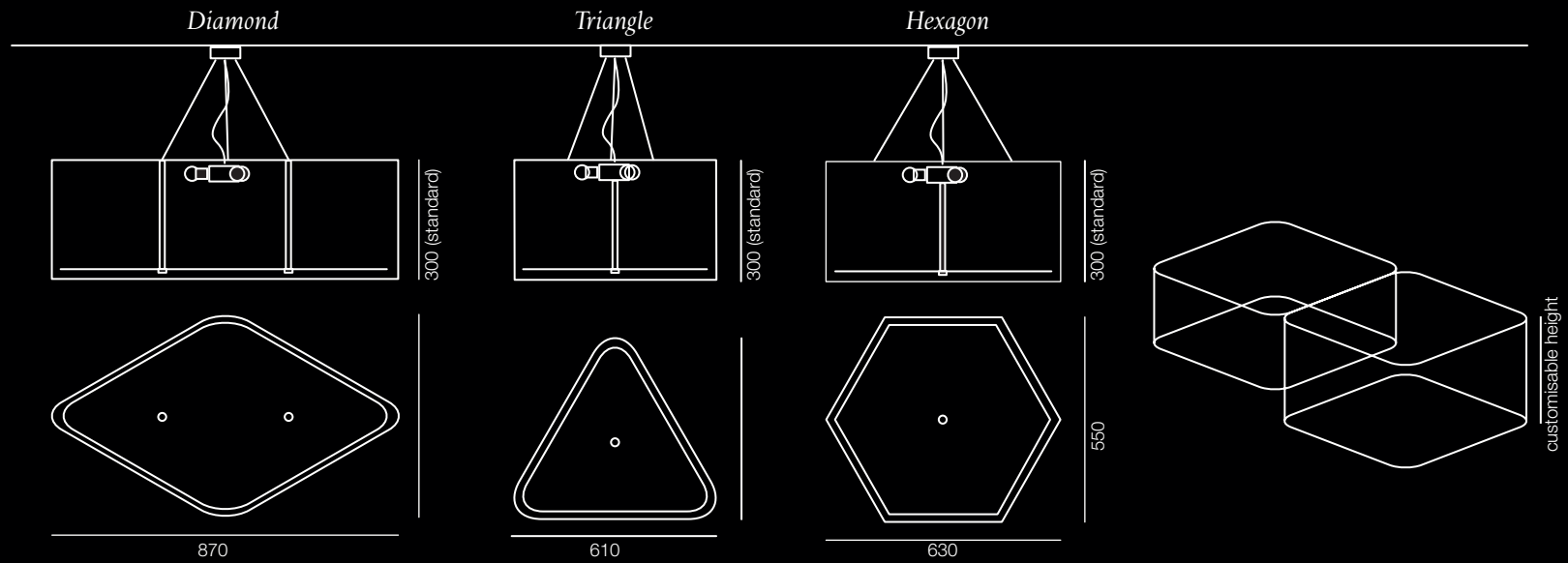
DIMENSIONS IN MILLIMETRES

# Stone Cow

RP-E-1509P


DESIGN:	RAKUMBA
STYLE:	PENDANT
MATERIALS AND FINISH:	SHADE MATERIAL - EARTHENWARE CERAMIC SHADE FINISH - MATTE EXTERIOR / NATURAL CLEAR / CHARCOAL GLAZE INTERIOR LEATHER SELECTION - VEGETABLE TAN, CHESTNUT OR BLACK
LIGHT SOURCE:	1 X E27 // 240V // CFL/LED GLOBE RECOMMENDED MAX. 24W
SUSPENSION:	1.5m BRAIDED TEXTILE FLEX // 1.5m STEEL CABLE // SEAMLESS CANOPY





DIMENSIONS IN MILLIMETRES  
HEIGHT IS CUSTOMISABLE

#### EXAMPLE TESSELLATION CLUSTERS

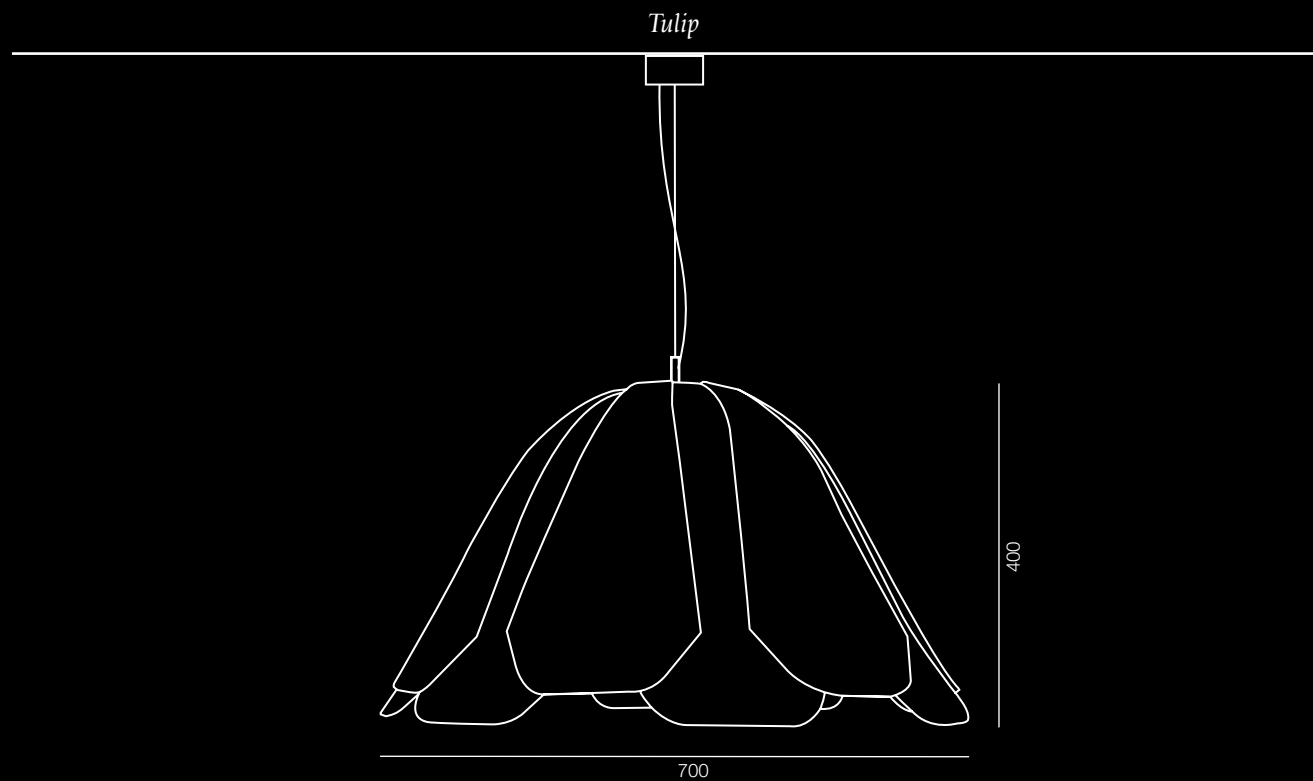


## Tessellate

*RP-E-1308P*

DESIGN:	RAKUMBA
STYLE:	PENDANT
MATERIALS AND FINISH	SELECT FROM RAKUMBA'S RANGE OF FABRICS // CUSTOM FABRIC SELECTION DIFFUSER - OPAL ACRYLIC
LIGHT SOURCE:	3 x E27 HUB // 240V // CFL/LED GLOBES RECOMMENDED 24W MAX. OPTIONAL - TRIDONIC LED DISK // 240V DRIVER // 29.2W // 3800lm // 3000K
SUSPENSION:	STANDARD - MULTI STEEL CABLES // 1.5m CLEAR FLEX // SEAMLESS CANOPY OPTIONAL - CUSTOM LENGTH ROD SUSPENSION // SEAMLESS CANOPY





DIMENSIONS IN MILLIMETRES

## Tulip

*RP-E-1511P*


DESIGN:	RAKUMBA
STYLE:	PENDANT
MATERIALS AND FINISH	SHADE - RECYCLED POLYESTER FELT DIFFUSER - FROSTED ACRYLIC (PMMA)
LIGHT SOURCE:	1 x TRIDONIC LED DISK // 30W // 4090lm // 3000K // 240V INTEGRATED DRIVER
DIMMING:	STANDARD: NON-DIM OPTIONAL - PHASE-CUT / 1-10V / DALI
SUSPENSION:	1.5m BLACK BRAIDED FLEX // STEEL SUSPENSION CABLE // SEAMLESS CANOPY





# Rakumba

Making beauty with Studio Truly Truly



# Typography

A new language in  
decorative lighting

SEVEN CHARACTERS | ENDLESS EXPRESSIONS | INDIVIDUALLY CONTROLLED



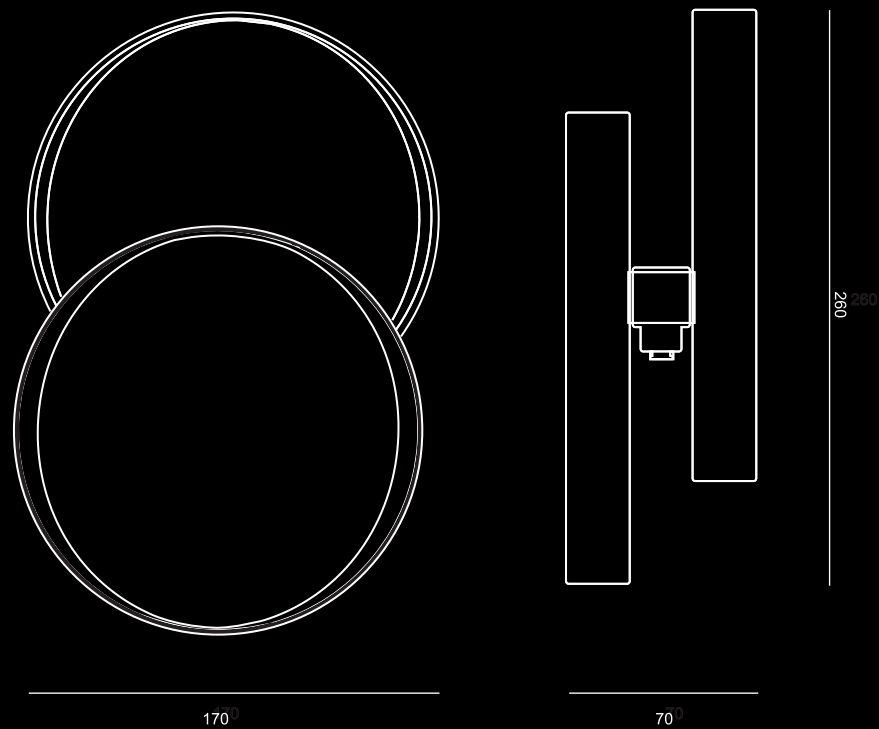
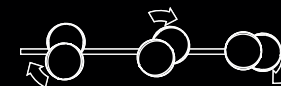
# CILON

Typography, the first collaboration between Rakumba and Studio Truly Truly, is inspired by the way characters form words, and how these can be arranged in relationships to create a language of expression. Typography is a graphic lighting system, reflective of the multi-disciplinary talent of its designers and the manufacturing and specialist technical abilities of Rakumba.

An advanced rail, almost impossibly thin, allows for the complete mobility of any light along the line. With the first Typography collection, CILON, Rakumba introduces seven lighting fixtures, or characters. Each light can be positioned on four sides of the central axis and can be controlled independently of any other. Combining multiple rails in vertical or horizontal orientations enables Typography to be formed into endless expressions; simple pendants, chandeliers and room dividers, almost limitless design solutions. And over time, lights can be moved to new positions, or new lights and rails can be added.

Typography: create your own unique beauty through the compositions and combinations of lights in the CILON collection.

CILON Disc



DIMENSIONS IN MILLIMETRES


CILON Disc

RP-E-1808


DESIGN:	STUDIO TRULY TRULY X RAKUMBA
STYLE:	SCULPTURAL ILLUMINATION
MATERIALS AND FINISH:	ANODISED ALUMINIUM // POLYCARBONATE DIFFUSER
LIGHT SOURCE:	INTEGRATED TRIDONIC LED // 12.2W // 1470lm (MODULE) // 2700K // CRI90
DIMMING:	POWERED FROM 48VDC RAIL (REFER TYPOGRAPHY SYSTEM DATA SHEET) OPTION - SWITCH-DIM (ALL LUMINAIRES ON A SHARED CIRCUIT DIM TOGETHER) OPTION - DALI (INDEPENDENT LUMINAIRE OR SUBGROUP DIMMING ON A SHARED CIRCUIT)
SUSPENSION:	TYPGRAPHY RAIL (REFER TO SYSTEM DATA SHEET)



*CILON Layer*



06



80

DIMENSIONS IN MILLIMETRES


CILON Layer

RP-E-1805

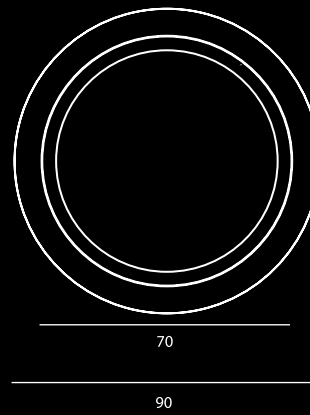
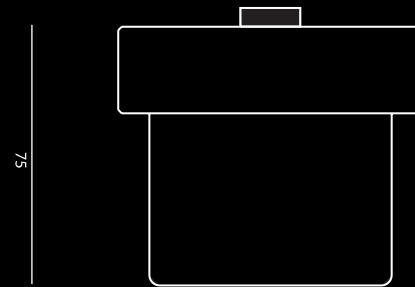
DESIGN:	STUDIO TRULY TRULY X RAKUMBA
STYLE:	AREA ILLUMINATION
MATERIALS AND FINISH:	ANODISED ALUMINIUM // ACRYLIC DIFFUSER
LIGHT SOURCE:	INTEGRATED TRIDONIC LED PER MODULE // 6W // 700lm (MODULE) // 2700K // CRI90
DIMMING:	POWERED FROM 48VDC RAIL (REFER TYPOGRAPHY SYSTEM DATA SHEET) OPTION - SWITCH-DIM (ALL LUMINAIRES ON A SHARED CIRCUIT DIM TOGETHER) OPTION - DALI (INDEPENDENT LUMINAIRE OR SUBGROUP DIMMING ON A SHARED CIRCUIT)
SUSPENSION:	TYPOGRAPHY RAIL (REFER TO SYSTEM DATA SHEET)







*CILON Mini*



DIMENSIONS IN MILLIMETRES


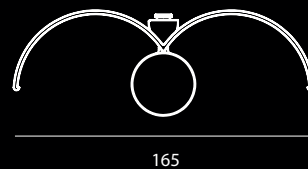
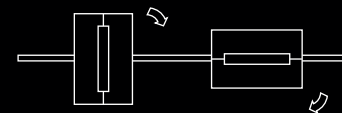
CILON Mini

RP-E-1806


DESIGN:	STUDIO TRULY TRULY X RAKUMBA
STYLE:	AREA ILLUMINATION
MATERIALS AND FINISH:	ANODISED ALUMINIUM // GLASS DIFFUSER
LIGHT SOURCE:	INTEGRATED TRIDONIC LED // 6W // 700lm (MODULE) // 2700K // CRI90
DIMMING:	POWERED FROM 48VDC RAIL (REFER TYPOGRAPHY SYSTEM DATA SHEET) OPTION - SWITCH-DIM (ALL LUMINAIRES ON A SHARED CIRCUIT DIM TOGETHER) OPTION - DALI (INDEPENDENT LUMINAIRE OR SUBGROUP DIMMING ON A SHARED CIRCUIT)
SUSPENSION:	TYPOGRAPHY RAIL (REFER TO SYSTEM DATA SHEET)



*CILON Rib*



270




60

DIMENSIONS IN MILLIMETRES

## CILON Rib

*RP-E-1807*


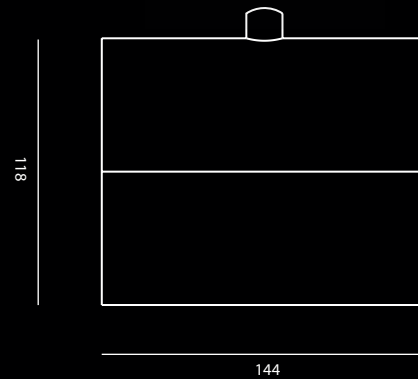

DESIGN:	STUDIO TRULY TRULY X RAKUMBA
STYLE:	AREA ILLUMINATION // WALL SCONCE
MATERIALS AND FINISH:	ANODISED ALUMINIUM // POLYCARBONATE DIFFUSER FILM
LIGHT SOURCE:	INTEGRATED TRIDONIC LED // 8W // 1210lm (MODULE) // 2700K // CRI80
DIMMING:	POWERED FROM 48VDC RAIL (REFER TYPOGRAPHY SYSTEM DATA SHEET) OPTION - SWITCH-DIM (ALL LUMINAIRES ON A SHARED CIRCUIT DIM TOGETHER) OPTION - DALI (INDEPENDENT LUMINAIRE OR SUBGROUP DIMMING ON A SHARED CIRCUIT)
SUSPENSION:	TYPGRAPHY RAIL (REFER TO SYSTEM DATA SHEET) // WALL MOUNT







*CILON Layer*




DIMENSIONS IN MILLIMETRES

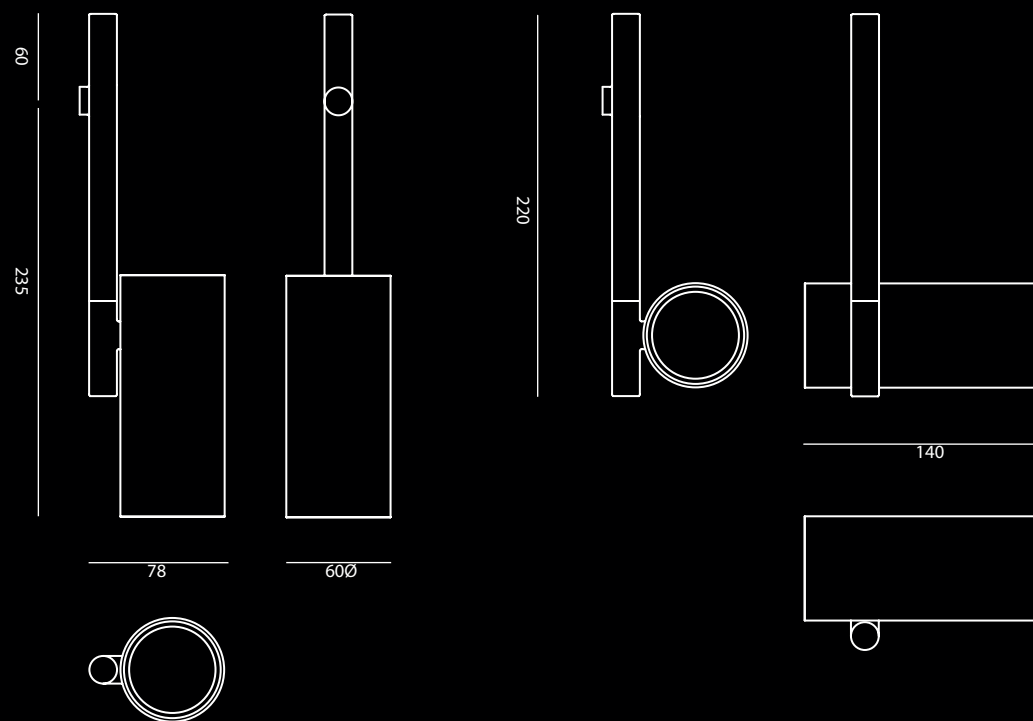
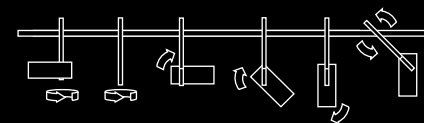
CILON Roll

RP-E-1803

DESIGN:	STUDIO TRULY TRULY X RAKUMBA
STYLE:	AREA ILLUMINATION // WALL SCONCE
MATERIALS AND FINISH:	ANODISED ALUMINIUM // ACRYLIC DIFFUSER
LIGHT SOURCE:	INTEGRATED TRIDONIC LED MODULE // 4W // 600lm (MODULE) // 2700K // CRI80 POWERED FROM 48VDC RAIL (REFER TYPOGRAPHY SYSTEM DATA SHEET)
DIMMING:	OPTION - SWITCH-DIM (ALL LUMINAIRES ON A SHARED CIRCUIT DIM TOGETHER) OPTION - DALI (INDEPENDENT LUMINAIRE OR SUBGROUP DIMMING ON A SHARED CIRCUIT)
SUSPENSION:	TYPGRAPHY RAIL (REFER TO SYSTEM DATA SHEET) // WALL MOUNT



# CILON Spot



DIMENSIONS IN MILLIMETRES

## CILON Spot

*RP-E-1802*

DESIGN:	STUDIO TRULY TRULY X RAKUMBA
STYLE:	SPOT
MATERIALS AND FINISH:	ANODISED ALUMINIUM
LIGHT SOURCE:	INTEGRATED XICATO XTM LES19 ARTIST SERIES // 20W // 2140lm (MODULE) // 2700K // CRI98
DIMMING:	POWERED FROM 48VDC RAIL (REFER TYPOGRAPHY SYSTEM DATA SHEET) OPTION - SWITCH-DIM (ALL LUMINAIRES ON A SHARED CIRCUIT DIM TOGETHER) OPTION - DALI (INDEPENDENT LUMINAIRE OR SUBGROUP DIMMING ON A SHARED CIRCUIT)
SUSPENSION:	TYPOGRAPHY RAIL (REFER TO SYSTEM DATA SHEET)

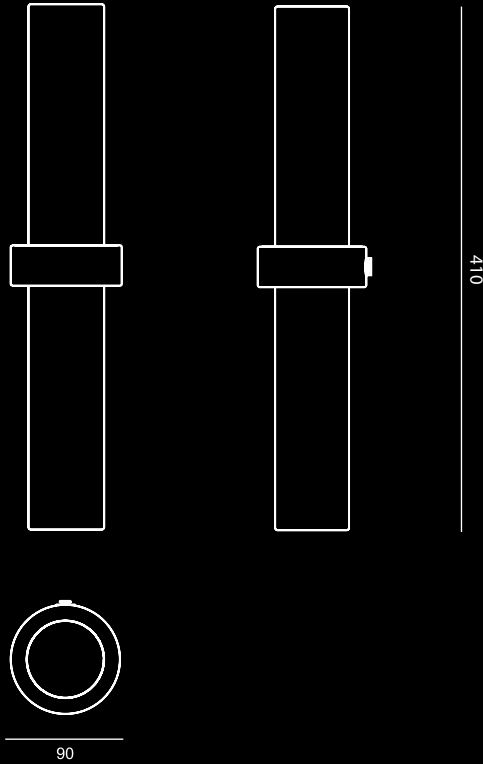
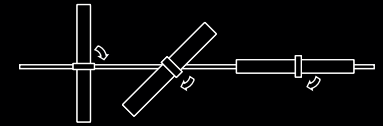




ENDLESS EXPRESSIONS



*CILON Staff*



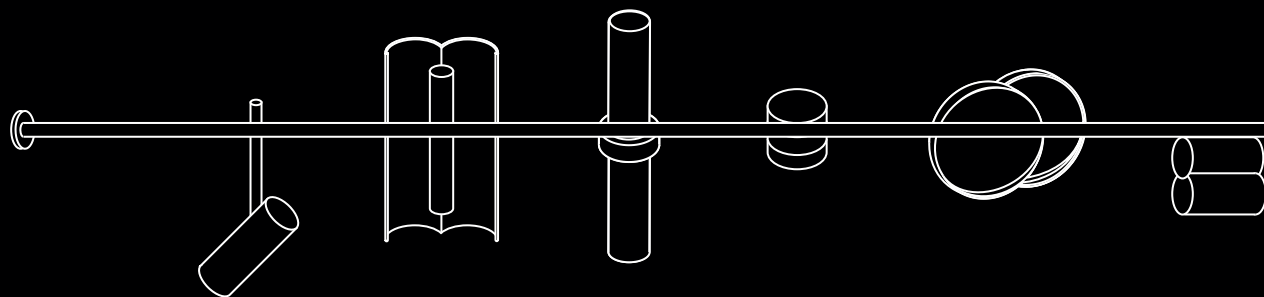
DIMENSIONS IN MILLIMETRES

## CILON Staff

*RP-E-1804*

DESIGN:	STUDIO TRULY TRULY X RAKUMBA
STYLE:	AREA ILLUMINATION // WALL SCONCE
MATERIALS AND FINISH:	ANODISED ALUMINIUM // GLASS DIFFUSER
LIGHT SOURCE:	INTERGRATED TRIDONIC MODULE // 6W // 700lm (MODULE) // 2700K // CRI90
DIMMING:	POWERED FROM 48VDC RAIL (REFER TYPOGRAPHY SYSTEM DATA SHEET) OPTION - SWITCH-DIM (ALL LUMINAIRES ON A SHARED CIRCUIT DIM TOGETHER) OPTION - DALI (INDEPENDENT LUMINAIRE OR SUBGROUP DIMMING ON A SHARED CIRCUIT)
SUSPENSION:	TYPGRAPHY RAIL (REFER TO SYSTEM DATA SHEET) // WALL MOUNT



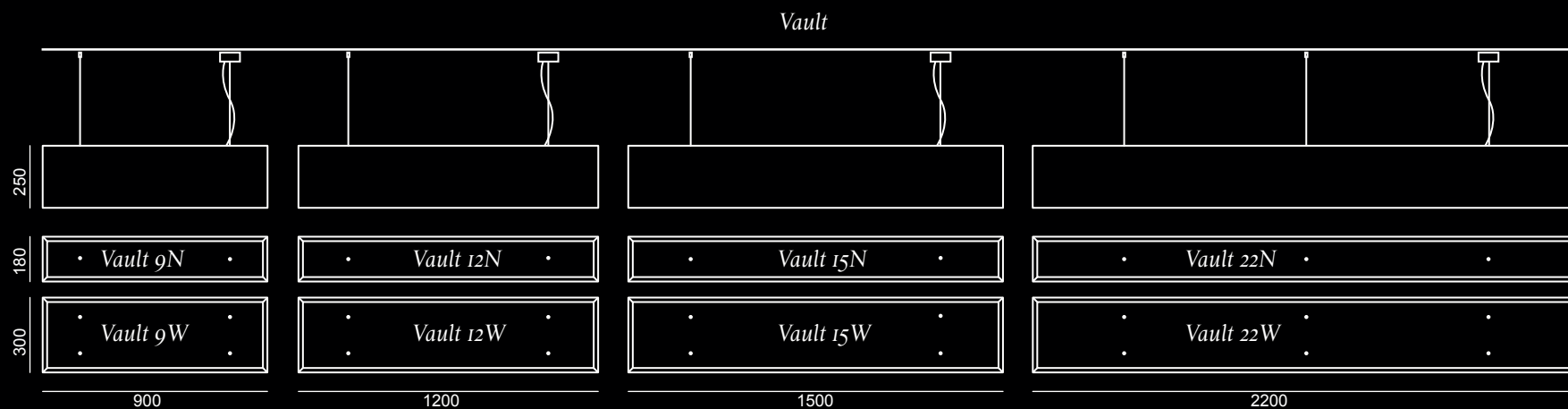


# Typography CILON

design by Studio Truly Truly



A NEW LANGUAGE IN DECORATIVE LIGHTING



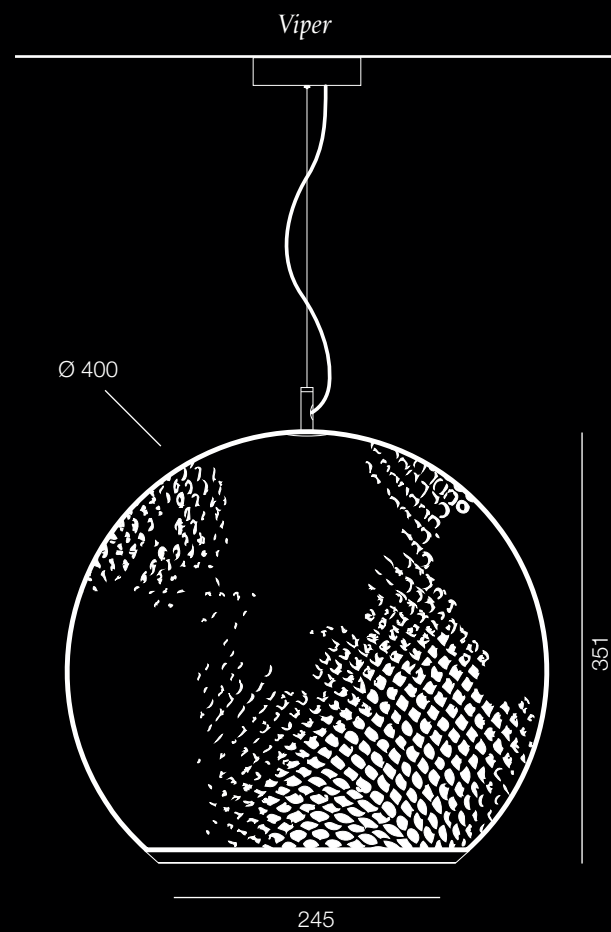
DIMENSIONS IN MILLIMETRES  
CUSTOM SIZES AVAILABLE ON REQUEST

Vault

RP-E-1414P

DESIGN:	RAKUMBA
STYLE:	PENDANT
MATERIALS AND FINISH:	BODY - STANDARD: NAVY POWDERCOATED STEEL // OPTIONAL: AMERICAN OAK END PANEL DIFFUSER - OPAL ACRYLIC (PMMA) TOP AND BOTTOM
LIGHT SOURCE:	9N/9W - TRIDONIC LED (UP+DOWN) // 70W // 9000lm // 3000K (4000K OPTIONAL) 12N/12W - TRIDONIC LED (UP+DOWN) // 90W // 12000lm // 3000K (4000K OPTIONAL) 15N/15W - TRIDONIC LED (UP+DOWN) // 114W // 15000lm // 3000K (4000K OPTIONAL) 22N/22W - TRIDONIC LED (UP+DOWN) // 160W // 21000lm // 3000K (4000K OPTIONAL)
SUSPENSION:	1.5m CLEAR FLEX // STEEL CABLES TO PUCKS // SEAMLESS CANOPY





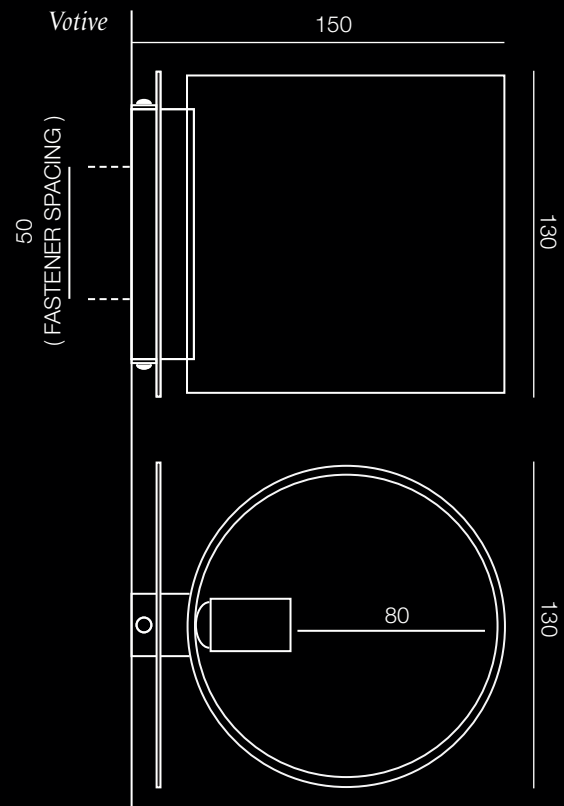
DIMENSIONS IN MILLIMETRES

## Viper

*RP-E-1309P*

DESIGN:	RAKUMBA
STYLE:	PENDANT
MATERIALS AND FINISH:	BALL - PMMA (ACRYLIC) BALL IN CUSTOM AXOLOTL OR PORTERS SURFACE FINISH REFLECTOR - SATIN SOLID COPPER OR BRASS
LIGHT SOURCE:	STANDARD - 1 x TRIDONIC LED MODULE // 240V DRIVER (REMOTE) // 6.2W // 700lm // 3000K OPTIONAL - 1 x E27 // 240V // CFL/LED GLOBE RECOMMENDED 24W MAX.
LED DIMMING:	STANDARD - PHASE-CUT AND 1-10V CAPABLE OPTIONAL - SWITCH-DIM // DALI
SUSPENSION:	1 x STEEL CABLE // 1.5m BLACK BRAIDED TEXTILE FLEX // SEAMLESS CANOPY





DIMENSIONS IN MILLIMETRES  
CUSTOM SIZES AVAILABLE ON REQUEST

## Votive

*RP-E-1410W*

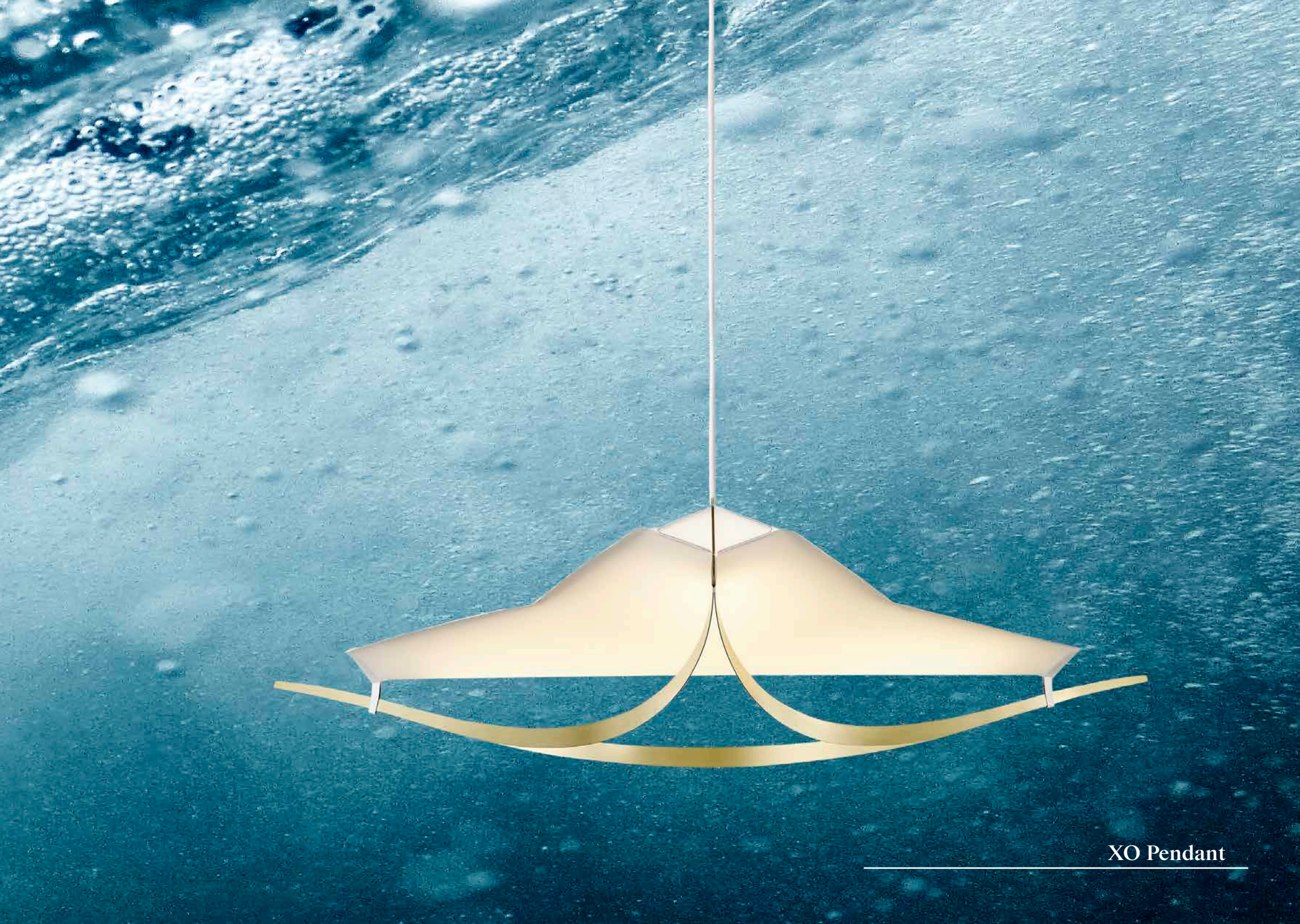
DESIGN:	RAKUMBA
STYLE:	WALL MOUNT
MATERIALS AND FINISH	FACEPLATE - POWDERCOATED STEEL (INTERPON ASTEROID) WALL MOUNT - POWDERCOATED ALUMINIUM (INTERPON ASTEROID) SHADE - GLOSS OPAL ACRYLIC (PMMA)
LIGHT SOURCE:	1 X G9 // 240v // HALOGEN OR LED GLOBE MAX. 40W



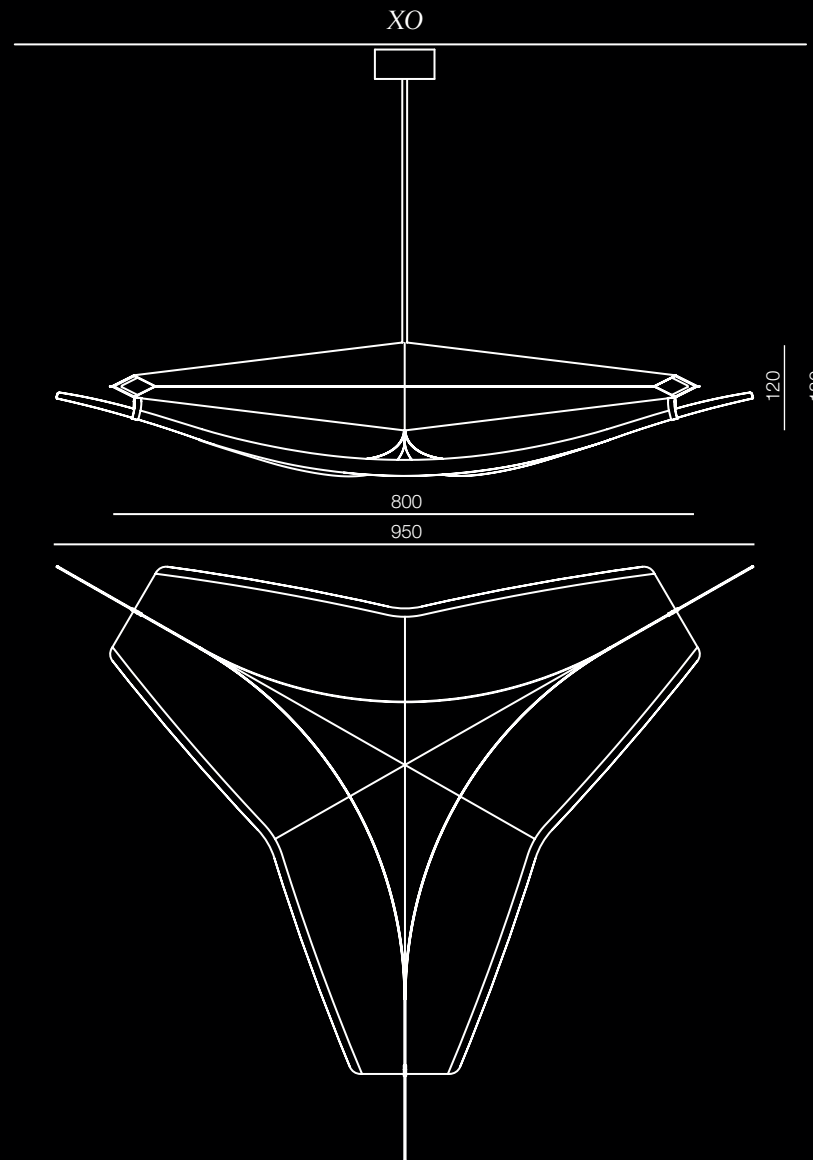


# Rakumba

Making beauty with Studio Edwards



XO Pendant



DIMENSIONS IN MILLIMETRES

XO

*RP-E-1510P*

DESIGN:	STUDIO EDWARDS
STYLE:	PENDANT
MATERIALS AND FINISH	STITCHED OPALESCENT PVC SATIN BRUSHED BRASS
LIGHT SOURCE:	INTEGRATED TRIDONIC LED // 24V // 240V REMOTE DRIVER // 25W // 3000lm // 3000K
DIMMING:	OPTIONAL: 1-10V / SWITCH-DIM / DALI
SUSPENSION:	1.5m WHITE BRAIDED FLEX // SEAMLESS CANOPY



**Making Beauty with Studio Edwards**

XO Pendant

---



## Collaborate with us

---

Having worked with creatives and taste makers across many different fields, we love to collaborate. We're experts in problem solving, which is why all our skills and experience come to the fore when we're working with you. And our versatility shows when you look at the variety of materials and manufacturing techniques we've worked with.

It's all part of us making beauty.

Get in touch with us to find out how our expertise will help you get the most out of your project.




## Bespoke Lighting

---

For projects which are out of the ordinary, Rakumba partners with architects, designers and clients to create bespoke lighting installations. In this endeavour, more than any other, the Rakumba approach reflects the depth of our experience in creating beautiful lighting. We are partners with our bespoke clients, translating even the most ambitious concept into working product design.

To accommodate fast track development, our technical expertise and manufacturing ability is brought into play, ensuring perfect functionality and reliability. We coordinate all aspects of the project, working with design and build teams in any location.

Regardless of the scale, Rakumba takes particular pride in the advanced thinking combined with a dedicated approach to design/build which distinguish our bespoke offer.



Village Cinemas

Crown Complex Melbourne



VILLAGE CINEMAS

COMING SOON  
NOW SCREENING  
COMING SOON  
COMING SOON



Swisse Marquee Flemington




Sandringham Yacht Club



Jurlique



COMO The Treasury Perth



Toorak Residence



North Sydney Leagues Club


## Customisation

---

We offer an unprecedented level of customisation on the majority of our product range. We place an emphasis on premium quality materials, diverse high quality components and lighting technology ranging from traditional to cutting edge.

The customisations illustrated on the following pages cover a few of the ways we can make specifically fabric based products distinctively your own.


Please refer to [www.rakumba.com](http://www.rakumba.com) for individual product specification sheets and contact us to discuss your bespoke requirements.



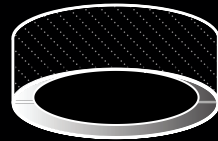


## Fabric Based Pendant Customisation - Round, Square & Linear

### Custom Inspiration - Materials



EXTERNAL MATERIAL



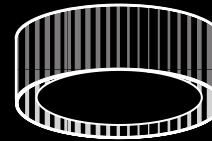
EXTERNAL & INTERNAL  
MATERIAL  
(RECOMMENDED WHEN



CUSTOM DIGITAL PRINT



CUSTOM CNC CUT PATTERN  
(ALSO SEE RP-E-1306P  
'MOTIF')

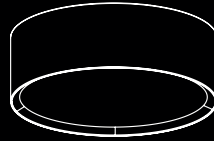


HAND PLEAT  
(VARIOUS STYLES AVAILABLE)

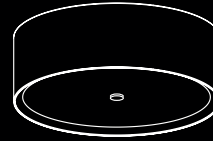
### Custom Inspiration - Diffusers



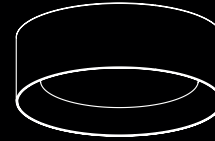
FULL FIT DIFFUSER



INSET DIFFUSER

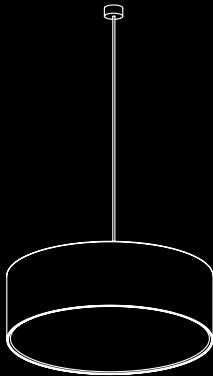


SUSPENDED DIFFUSER




FLOATING DIFFUSER  
(ADJUSTABLE HEIGHT)

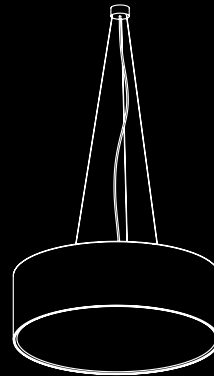
### Custom Inspiration - Suspensions



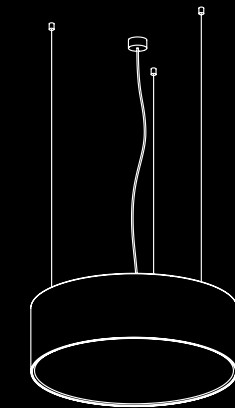
FLEX



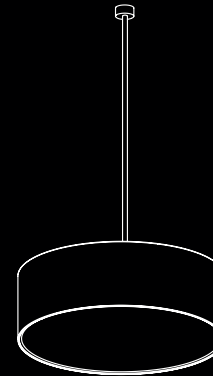
SINGLE CABLE / OFFSET  
FLEX



CABLES TO CANOPY



CABLES TO CEILING PUCKS

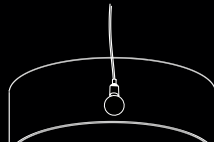


ROD SUSPENSION  
(OPTIONAL SWIVEL  
FOR RAKED CEILINGS)

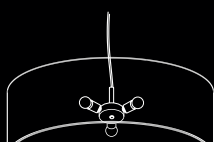


SURFACE MOUNT

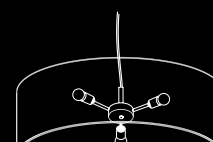
### Custom Inspiration - Light Sources



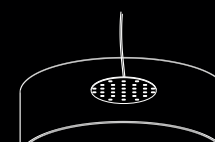
SINGLE E27



HUB (3 x E27 OR 4 x E27)

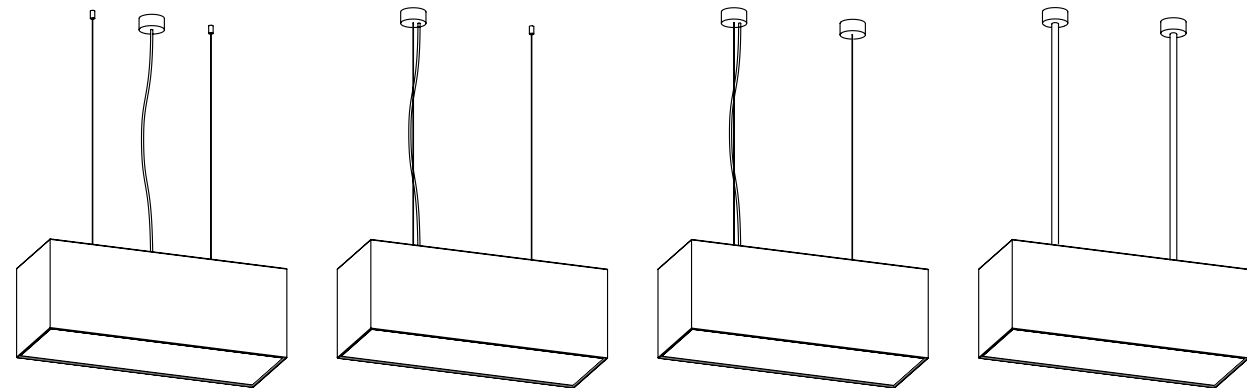


HUB (3 x E27 OR 4 x E27)  
WITH CUSTOM LENGTH  
EXTENSION ARMS



INTEGRATED LED

## Custom Inspiration - Linear Pendant Suspensions

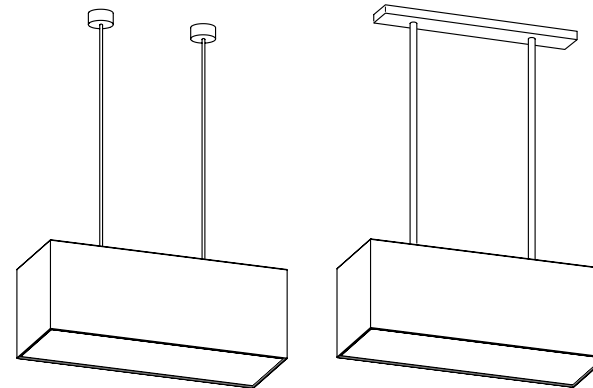


CABLES TO PUCKS

CABLES TO PUCK AND CANOPY

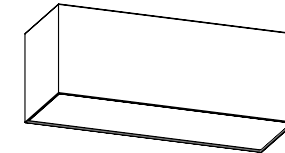
CABLES TO CANOPIES

RODS TO CANOPIES



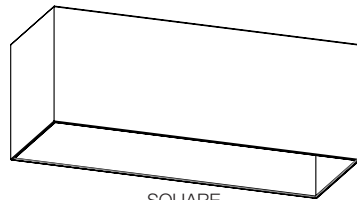
DOUBLE FLEX (FOR E27 DOUBLE DROP)

FULL CUSTOM CANOPY/ SUSPENSION

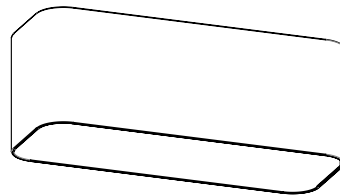


SURFACE MOUNT

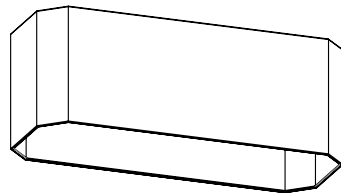
## Custom Inspiration - Corner Details



SQUARE

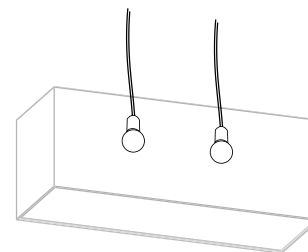


RADIUS

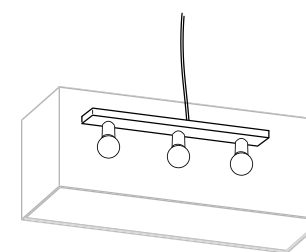


CHAMFER

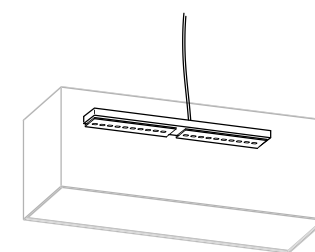
## Custom Inspiration - Linear Pendant Light Sources



E27 DOUBLE DROP

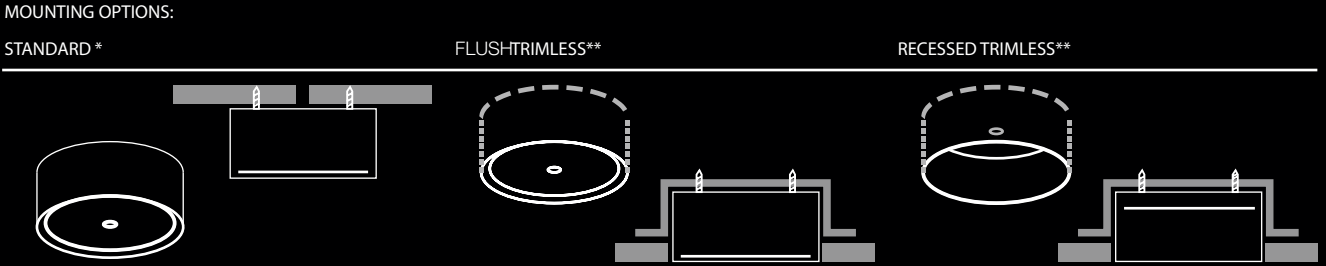

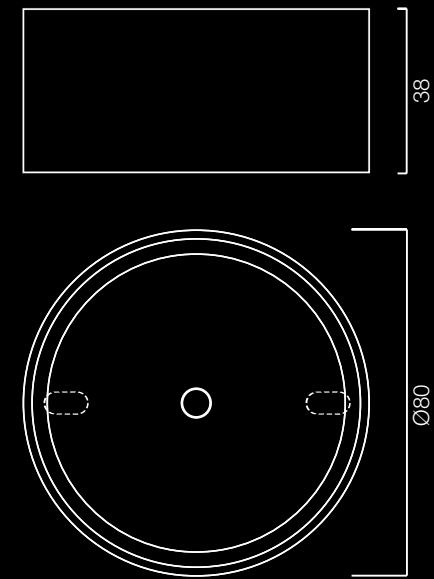


E27 BAR  
(NUMBER OF LAMPHOLDERS  
CAN BE CUSTOMISED)



INTEGRATED LED

Suspension Details and Configurations



\*STANDARD CANOPIES MUST BE FASTENED TO LOAD BEARING SUBSTRATE OR CROSSBEAM  
\*\*FLUSH & RECESSED CANOPIES REQUIRE AN OPTIONAL RECESSING KIT. RECESSING KIT MOUNTING SURFACE MUST BE LOAD BEARING

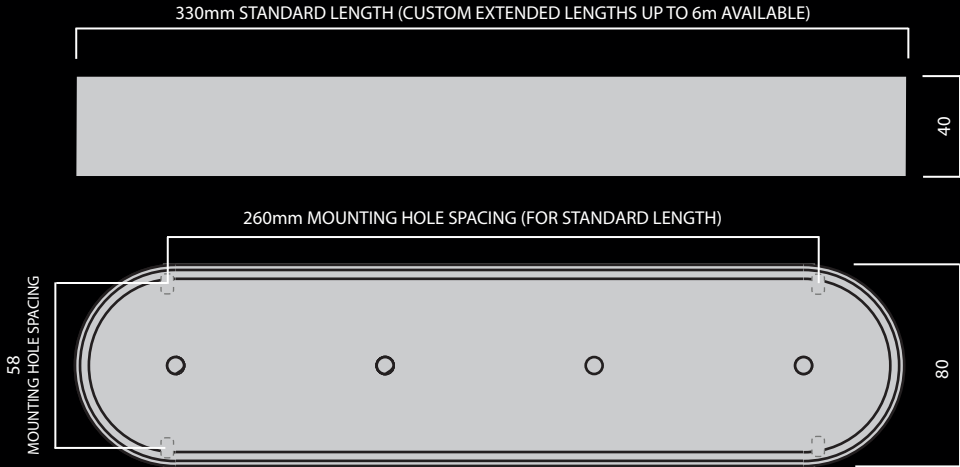
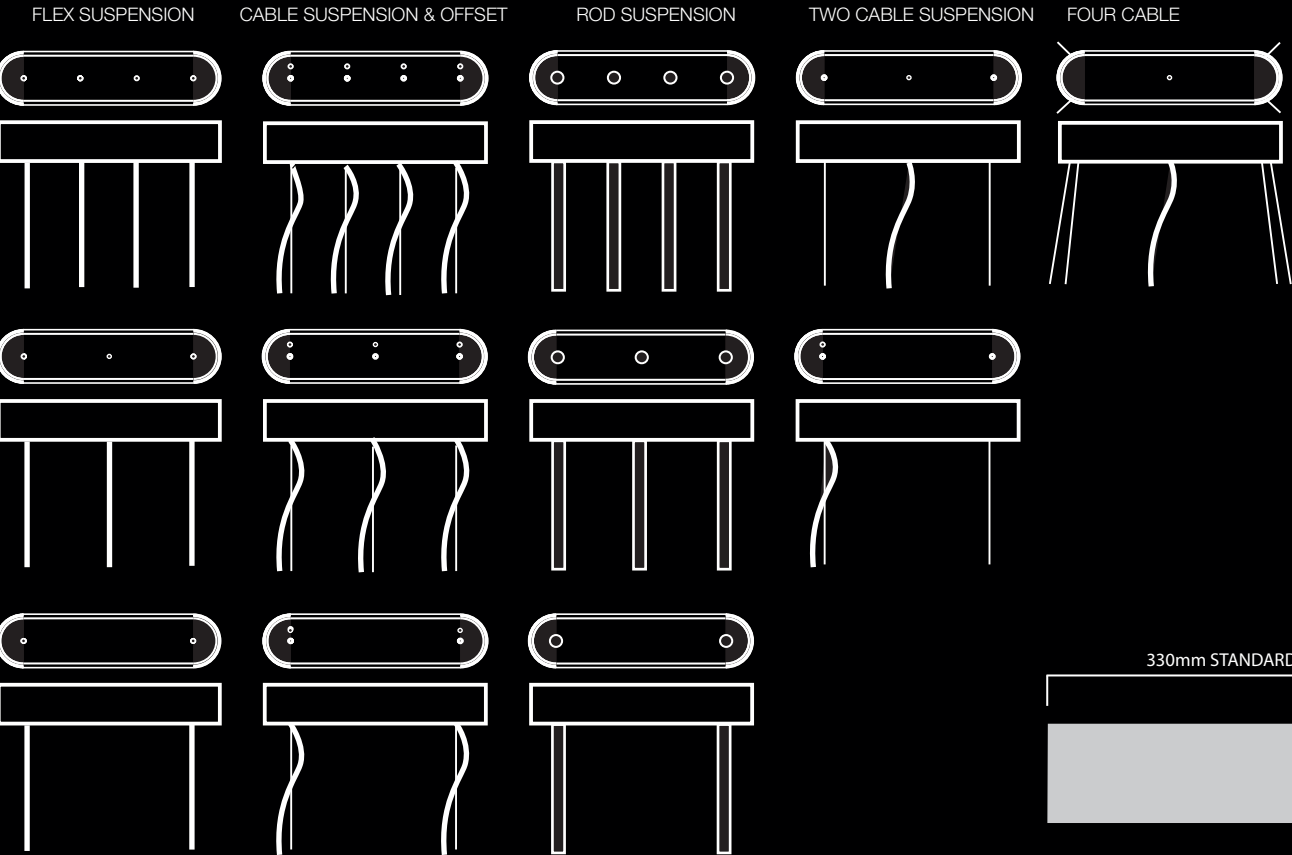
## Rakumba Seamless Canopy

WE -R -C8o

DESIGN:	RAKUMBA
STYLE:	CANOPY SUSPENSION
MATERIALS AND FINISH:	DIE-CAST ALUMINIUM, STEEL, POWDERCOAT OR BRASS PLATED FINISH AVAILABLE COLOURS - MATT WHITE (WE-R-C80-W) // MATT BLACK (WE-R-C80-B) MATT SILVER (WE-R-C80-S) // SATIN BRASS (WE-R-C80-BR) // RAW UNCOATED (WE-R-C80-U)



LEFT TO RIGHT: 3 CABLE SUSPENSION, SINGLE FLEX, SINGLE ROD SUSPENSION, OFFSET SUSPENSION.,



LINEAR CANOPY MUST BE FASTENED TO LOAD BEARING SUBSTRATE OR CROSSBEAM  
LINEAR CANOPY CAN HOUSE A RANGE OF LED CONVERTERS - TEST FIT RECOMMENDED

## Rakumba Linear Seamless Canopy

*WE - R - CL80*

DESIGN: RAKUMBA

STYLE: LINEAR CANOPY SUSPENSION

MATERIALS DIE-CAST ALUMINIUM, EXTRUDED ALUMINIUM, STEEL, POWDERCOAT FINISH  
AND AVAILABLE COLOURS - MATT WHITE (WE-R-CL80-W) // MATT BLACK (WE-R-CL80-B)  
FINISH: MATT SILVER (WE-R-CL80-S) // RAW UNCOATED KIT (WE-R-CL80-U)

REGISTERED DESIGN 350308



LEFT TO RIGHT: CABLE SUSPENSION OFFSET FLEX, FLEX SUSPENSION, ROD SUSPENSION.




## Rakumba Components

---

At Rakumba, we feel that beauty should extend to the smallest of parts. We supply components for nearly any lighting application, and can manufacture custom components for your specific designs.

If you are in need of replacement or alternative components, please contact us to discuss your requirements. Our components are available for purchase online at [www.rakumba.com](http://www.rakumba.com).





### **Contact Rakumba**

Telephone : 1300 784 748

International : +61 3 9579 2355

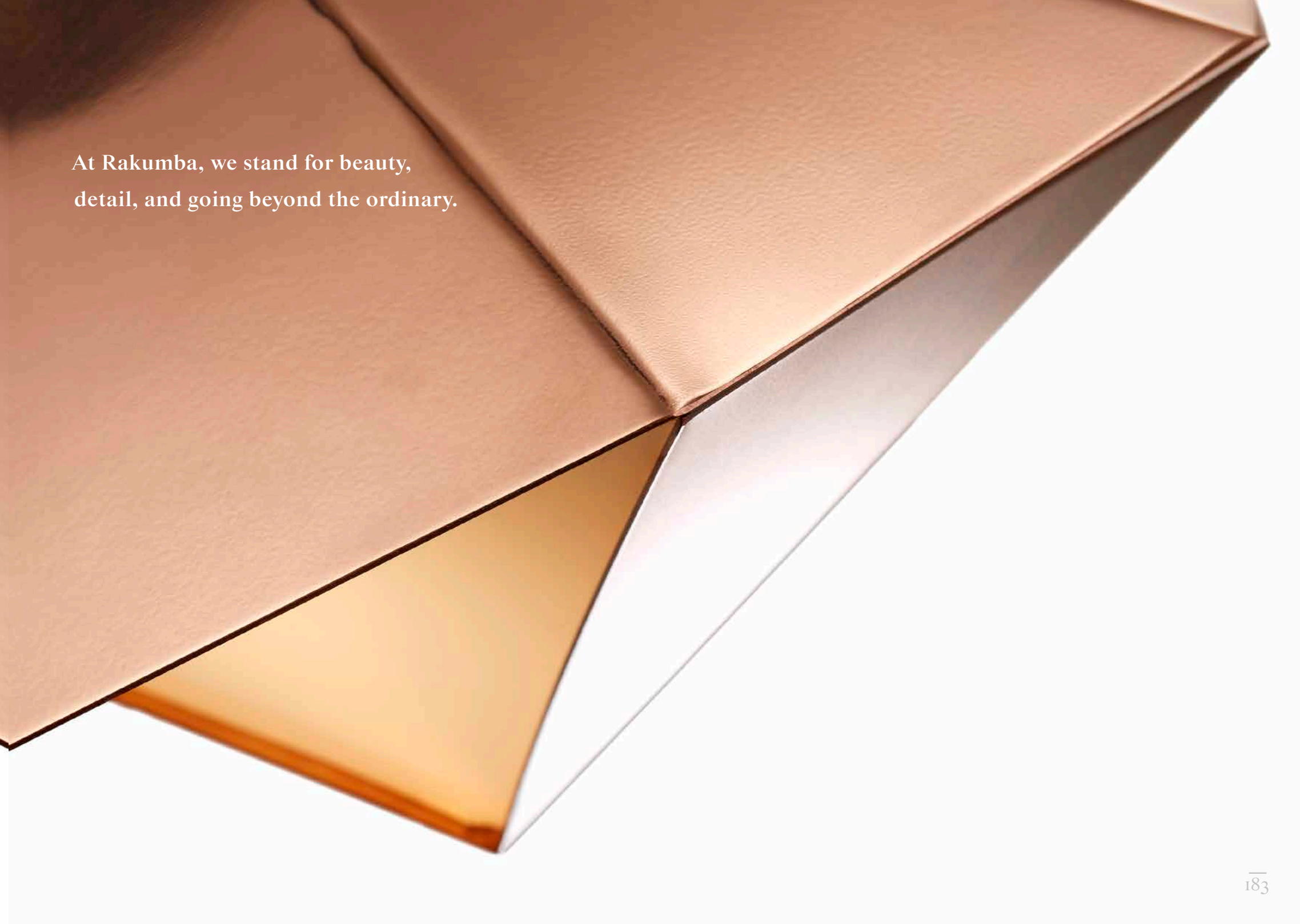
Web: [www.rakumba.com](http://www.rakumba.com)

### **Address**

4 Ardena Court, Bentleigh East,  
Victoria, 3165, Australia

### **Sales Enquiries**

[sales@rakumba.com](mailto:sales@rakumba.com)

The image features an abstract, geometric composition of overlapping translucent planes in various shades of copper and gold. The planes are arranged in a way that creates a sense of depth and three-dimensionality, with sharp edges and corners. The lighting is soft, highlighting the metallic texture and the way the colors blend and reflect off each other. The overall effect is one of elegance and modernity.

At Rakumba, we stand for beauty,  
detail, and going beyond the ordinary.



Rakumba®